


VALUATION TABLE URBAN WAGHA TOWN

#	AREA	Residential 2018-19		Commercial 2018-19	
		Open Plot Per Marla	Constructed property per sqft	Open Plot Per Marla	Constructed property per sqft
1	ATTOKI AWAN, Bismillah , Al Raheem Garden , Al Ahmed Garden etc (All Residential)	275,000	880	375,000	1,430
2	BAGHBANPURA (ALL TOWN / SOCITIES)	375,000	880	700,000	1,430
3	BAGRIAN SYEDAN (ALL TOWN / SOCITIES)	250,000	880	500,000	1,430
4	CHAK RAMPURA (Garision Garden, Rehmat Town etc) (All Residential)	275,000	880	400,000	1,430
5	CHAK DHEERA (ALL TOWN / SOCIETIES)	400,000	880	1,000,000	1,430
6	DAROGHAWALA CHOWK TO RING ROAD MEHMOOD BOOTI	500,000	880	750,000	1,430
7	DAVI PURA (ALL TOWN / SOCITIES)	275,000	880	350,000	1,430
8	FATEH JANG SINGH WALA (ALL TOWN / SOCITIES)	400,000	880	1,000,000	1,430
9	GOBIND PURA (ALL TOWNS / SOCIEITIES)	400,000	880	1,000,000	1,430
10	HANDU, Al Raheem, Masha Allah, Gulshen Dawood, Al Ahmed Garden (ALL TOWN / SOCITIES)	250,000	880	350,000	1,430
11	JALLO, Al Hafeez, IBL Homes, Palm Villas, Aziz Garden etc	250,000	880	500,000	1,430
12	KHEERA, Aziz Garden, Canal Forts, Al Hafeez Garden, Palm Villas (ALL TOWN / SOCITIES)	250,000	880	500,000	1,430
13	KOT DUNI CHAND Al Karim Garden, Malik Nazir G Garden, Ghous Garden (ALL TOWN / SOCITIES)	250,000	880	400,000	1,430
14	KOTLI GHASI Hanif Park, Garision Garden, Gulshen e Haider, Moeez Town & New Bilal Gung H Scheme (ALL TOWN / SOCITIES)	250,000	880	500,000	1,430
15	LAKHODAIR, Al Wadood Garden (ALL TOWN / SOCITIES)	225,000	880	500,000	1,430
16	LAKHODAIR, Ring Road Par (ALL TOWN / SOCITIES)	75,000	880	200,000	1,430
17	LIDHAR (ALL TOWN / SOCITIES)	400,000	880	1,000,000	1,430
18	LEHNA SINGH WALA (ALL TOWNS / SOCIETIES)	400,000	880	1,000,000	1,430
19	MADSUDAN PURA Sharif Garden etc (ALL TOWN / SOCITIES)	300,000	880	500,000	1,430
20	MAHMOOD BOOTI in side Ring Road & New Shalimar etc (ALL TOWN / SOCITIES)	350,000	880	500,000	1,430
21	MAHMOOD BOOTI Ring Road Par (ALL TOWN / SOCITIES)	75,000	880	200,000	1,430
22	MANAWAN, Ghous Garden, Al Hafeez, Ashraf Garden, Atta Town, Tufail Garden & Rizwan Garden (ALL TOWN / SOCITIES) etc	250,000	880	700,000	1,430
23	MOMAN PURA (ALL TOWN / SOCITIES)	275,000	880	500,000	1,430
24	MOMAN PURA (Shalimar Industrail)	400,000	880	800,000	1,430

25	MOOTA SINGH WALA (ALL RESIDENTIAL)	400,000	880	800,000	1,430
26	QILLA KHAZANA (ALL TOWN / SOCITIES)	275,000	880	400,000	1,430
27	RAKH CHAHBEEL Ali Town, Al Majeed Garden, Al Ghani Garden & Abdullah Garden (ALL TOWN / SOCITIES)	200,000	880	300,000	1,430
28	RAMPURA JAGEER Bismillah, Fahad Town, Malik Irfan Garden & Al Ahmad Garden & Al Raheem Garden (ALL TOWN / SOCITIES)	225,000	880	300,000	1,430
29	SALAMAT PURA New Shalimar (ALL TOWN / SOCITIES)	280,000	880	400,000	1,430
30	SHADI PURA (ALL TOWN / SOCITIES)	300,000	880	400,000	1,430
31	TULS PURA, Lahore Medical, Ali Alam, Green Villas, Mughal Homes & Sajid Garden (ALL TOWN / SOCITIES)	300,000	880	500,000	1,430
32	TEJ GARH Al Karim Garden, Asad Garden etc (ALL TOWN / SOCITIES)	225,000	880	300,000	1,430
33	SHEB PURA KHURD (ALL TOWN / SOCITIES)	200,000	880	300,000	1,430

(CAPT. (R) MUHAMMAD ANWAR-UL-HAQ)
COLLECTOR, DISTRICT LAHORE



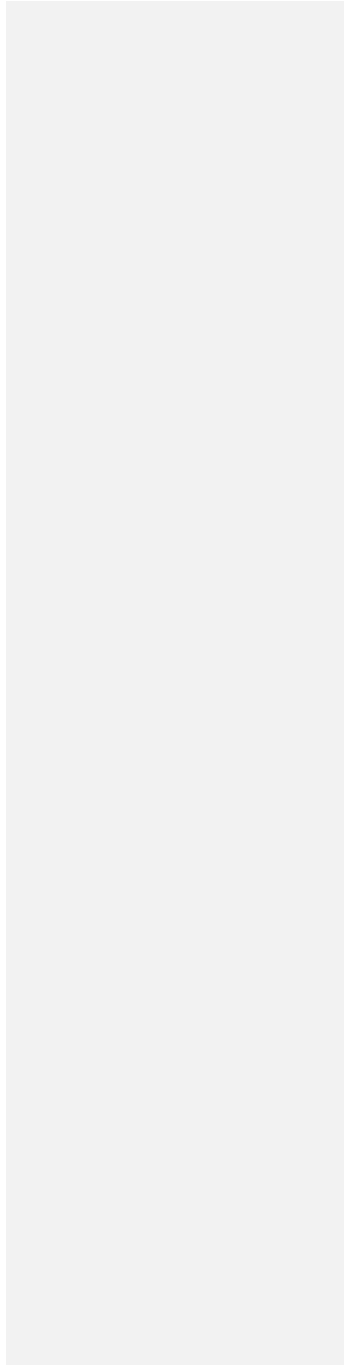
VALUATION TABLE URBAN AZIZ BHATTI TOWN

#	AREA	Residential 2018-19		Commercial 2018-19	
		Open Plot Per Marla	Constructed property per sqft	Open Plot Per Marla	Constructed property per sqft
1	AL FAISAL TOWN	240,000	880	575,000	1,430
2	ALLAMA IQBAL ROAD	490,000	880	1,100,000	1,430
3	AMEER UD DIN PARK	250,000	880	550,000	1,430
4	AMIR TOWN	250,000	880	550,000	1,430
5	ARAAZI SEHJPAAL (EXCLUDING D.H.A)	270,000	880	320,000	1,430
6	ARIF ABAD NEAR BEDIAN ROAD	140,000	880	325,000	1,430
7	BAHAR SHAH ROAD	215,000	880	470,000	1,430
8	BEDIAN ROAD, BHATTA CHOWK TO OFFICE ELITE TOWN	225,000	880	510,000	1,430
9	BEDIAN ROAD R.A BAZAR TO BHATTA CHOWK	740,000	880	740,000	1,430
10	BRIDGE COLONY	520,000	880	1,070,000	1,430
11	C.M.A COLONY	460,000	880	1,070,000	1,430
12	CANAL BANK ROAD, BOTH SIDES	530,000	880	925,000	1,430
13	CANAL PARK & NEW CANAL	280,000	880	625,000	1,430
14	CANTONMENT ROADS	675,000	880	1,125,000	1,430
15	CHANDIAN	160,000	880	390,000	1,430
16	CHUNG KHURD (L.C.B).	290,000	880	1,150,000	1,430
17	DEVI PURA (UC 43)	190,000	880	260,000	1,430
18	DEFENCE ROAD (BHATTA CHOWK TO MEHFOOZPURA)	650,000	880	1,450,000	1,430
19	FATEH GHAR AND ADJOINING AREAS	240,000	880	380,000	1,430
20	GHAZI ABAD KUMHAAR PURA	190,000	880	600,000	1,430
21	GOHAWA & ADJOINING AREAS	250,000	880	520,000	1,430
22	GUL DASHT TOWN	315,000	880	530,000	1,430
23	GULISTAN COLONY	270,000	880	540,000	1,430
24	GUNJ	360,000	880	750,000	1,430
25	GURU MAANGAT (L.C.B)	430,000	880	950,000	1,430
26	HERBANSPURA	210,000	880	540,000	1,430

27	INFANTRY ROAD	400,000	880	840,000	1,430
28	JHUGGIAN ALFA	270,000	880	450,000	1,430
29	JORAY BRIDGE TO HERBANSPURA BRIDGE	250,000	880	900,000	1,430
30	KOHAAR & ADJOINING AREAS	190,000	880	575,000	1,430
31	KOTLI PEER ABDUL REHMAN	290,000	880	470,000	1,430
32	LIDHAR & ADJOINING AREAS	320,000	880	520,000	1,430
33	MALIK PUR	340,000	880	640,000	1,430
34	MIAN MEER	440,000	880	1,200,000	1,430
35	MUGHALPURA	340,000	880	610,000	1,430
36	MUSTAFA ABAD DHARAMPURA MAIN BAZAAR	0	880	660,000	1,430
37	MUSTAFA ABAD	340,000	880	620,000	1,430
38	NADIR ABAD (SEHJPAL)	225,000	880	510,000	1,430
39	NIZAM ABAD HERBANSPURA	215,000	880	520,000	1,430
40	NOOR PUR KAMBOHAN (MUSTAFABAD)	350,000	880	585,000	1,430
41	OFFICER COLONY GHAZI ROAD	440,000	880	920,000	1,430
42	RASHEED PURA	290,000	880	640,000	1,430
43	SADAR BAZAR	420,000	880	1,150,000	1,430
44	SADAR BAZAR TO CHUNGI MEHFOOZPURA	440,000	880	780,000	1,430
45	SAHOWARI	330,000	880	600,000	1,430
46	SAINT JOHN PARK	390,000	880	1,050,000	1,430
47	SALLI TOWN	330,000	880	470,000	1,430
48	SEHJPAL & ADJOINING AREAS	340,000	880	440,000	1,430
49	SHALIMAR LINK ROAD	600,000	880	1,050,000	1,430
50	SHIV PURA	260,000	880	430,000	1,430
51	TAJ BAGH SCHEME	260,000	880	540,000	1,430
52	TAJ PURA	215,000	880	450,000	1,430
53	TAJPURA HOUSING SCHEME	350,000	880	650,000	1,430
54	PARAGON CITY (DOGRAY KHURD, PHULARWAN & CLASS MARI)	275,000	880	400,000	1,430
55	GREEN CITY / SR DEVELOPERS (CLASS MARI)	330,000	880	600,000	1,430
56	DHA (PADRI, BHANGALI, CHAK BHARAT & DHOORI)	390,000	880	900,000	1,430
57	ASKARI IX	560,000	880	890,000	1,430

58	ASKARI X	560,000	880	890,000	1,430
59	SARVEY 15 PAF COLONY	380,000	880	810,000	1,430
60	K.B. COLONY	190,000	880	310,000	1,430
61	EDEN AVENUE	250,000	880	400,000	1,430
62	MEHAR FAYYAZ COLONY	215,000	880	310,000	1,430
63	DEVINE DEVELOPER SOCIETY	250,000	880	400,000	1,430

(CAPT. (R) MUHAMMAD ANWAR-UL-HAQ)
COLLECTOR, DISTRICT LAHORE



VALUATION TABLE URBAN NISHTER TOWN

#	AREA	Residential 2018-19		Commercial 2018-19	
		Open Plot Per Marla	Constructed property per sqft	Open Plot Per Marla	Constructed property per sqft
1	A M FARMS (PVT) LTD (BAGARIAN DHARAM CHAND)	150,000	880	290,000	1,430
2	AAB PARA SCHEME (AMEERPURA)	200,000	880	380,000	1,430
3	ACCOUNTS OFFICER COOP SOCIETY (BAGARIAN DHARAM CHAND)	240,000	880	440,000	1,430
4	AKHTER STATE (ATTARI SAROBA)	250,000	880	350,000	1,430
5	AL AMEEN CO OPSOCIETY (LIDHER)	240,000	880	440,000	1,430
6	AL FALAH TOWN (CHANDRAI/CHUNG KHURD)	240,000	880	480,000	1,430
7	ALI VIEW GARDEN (KEER KHURD)	280,000	880	480,000	1,430
8	AL NOOR TOWN (AMER SADHU) WCB	250,000	880	380,000	1,430
9	AMAR SIDHU & ADJOINING ABADIS	250,000	880	720,000	1,430
10	AMEERPURA & ALL OTHER SOCIETY	220,000	880	490,000	1,430
11	ANMOL COOP SOCIETY (BALHAR & DEV KHURD KALAN)	220,000	880	490,000	1,430
12	ASIF TOWN (GAJJUMATA)	220,000	880	480,000	1,430
13	ATARI SAROBA & ADJOINING ABADIS	300,000	880	520,000	1,430
14	AUDIT & ACCOUNT COOP. SOCIETY (KACHHA, SADHOKI, SIDHER)	210,000	880	400,000	1,430
15	AUKAF COLONY (BAGARIAN DHARAM CHAND)	210,000	880	380,000	1,430
16	AWAN BROTHERS SOCIETY	230,000	880	560,000	1,430
17	AWAN COLONY (BAGARIAN DHARAM CHAND)	170,000	880	380,000	1,430
18	BABU MHAIR TOWN CHRISTIAN (LIDHER)	170,000	880	320,000	1,430
19	BEDIAN ROAD (AHEAD BHATA CHOWK TO ELITE CENTRE)	230,000	880	520,000	1,430
20	BEDIAN ROAD (R.A BAZAR TO BHATA CHOWK)	-	880	770,000	1,430
21	BEDIAN ROAD (AHEAD ELITE CENTRE TO BRB)	-	880	800,000	1,430
22	BAGARIAN DHARAM CHAND	200,000	880	300,000	1,430
23	BALHAR	220,000	880	440,000	1,430
24	BANKER COOP SOCIETY (KAMAHAN)	280,000	880	520,000	1,430
25	CAVALRY GROUND (OLD & EXTENSION)	700,000	880	2,300,000	1,430
26	CHANDRAI	210,000	880	520,000	1,430
27	CHARRAR & ADJOING ABADIS	340,000	880	520,000	1,430
28	CHUNG KHURD	300,000	880	1,050,000	1,430
29	COOP. SOCIETY LHC (BAGARIAN DHARAM CHAND)	140,000	880	230,000	1,430
30	DEFENCE FORT SCHEME (PVT) (AMER SADHU) WCB	300,000	880	780,000	1,430
31	DEFENCE GARDEN	325,000	880	650,000	1,430
32	DEFENCE PHASE I	700,000	880	2,300,000	1,430
33	DEFENCE PHASE II	700,000	880	2,300,000	1,430

34	DEFENCE PHASE III	800,000	880	2,300,000	1,430
35	DHA BLOCKS Y & Z OF PHASE III	1,000,000	880	3,700,000	1,430
36	DEFENCE PHASE IV	600,000	880	2,200,000	1,430
37	DEFENCE PHASE V	700,000	880	1,500,000	1,430
38	DEFENCE PHASE VI	500,000	880	1,150,000	1,430
39	DEFENCE PHASE VII	350,000	880	860,000	1,430
40	DEFENCE PHASE VIII	400,000	880	1,150,000	1,430
41	DHA PHASE IX & XI	220,000	880	420,000	1,430
42	DEFENCE ROAD (BHOBATIAN TO FEROZPUR RD KAHNA)	-	880	350,000	1,430
43	DEV KHURD KALAN	230,000	880	470,000	1,430
44	DEVELOPERS GROUPS SCHEME (KOREY)	260,000	880	650,000	1,430
45	DHA RAHBAR (SADHOKI)	300,000	880	440,000	1,430
46	DUBAI TOWN (BHOBATIAN)	190,000	880	230,000	1,430
47	DULU KALAN	210,000	880	500,000	1,430
48	DULU KHURD	230,000	880	480,000	1,430
49	EDEN COTTAGE ADJACENT DEFENCE	500,000	880	770,000	1,430
50	EDEN SCHEME (DULU KHURD / GAJJUMATTA)	230,000	880	400,000	1,430
51	EDEN SOCIETY (BAGARIAN DHARAM CHAND)	210,000	880	380,000	1,430
52	EDEN LINE VILLA (BHOBATIAN)	210,000	880	380,000	1,430
53	FAISAL TOWN (GAJJUMATTA)	220,000	880	480,000	1,430
54	FAROOQ COLONY (KOREY / AMER SADHU) WBC	260,000	880	440,000	1,430
55	FEROZEPUR ROAD (KAHNA TO GULVEHRA)	370,000	880	520,000	1,430
56	FEROZEPUR ROAD (KOT LAKHPAT TO GAJJUMATTA)	-	880	1,600,000	1,430
57	FEROZEPUR ROAD GANDA NALA TO AMER SIDHU	-	880	1,900,000	1,430
58	GAJJUMATTA & ADJOINING ABADIS	220,000	880	380,000	1,430
59	GHAUSIA COLONY (KOREY)	280,000	880	490,000	1,430
60	GHAZI ROAD (FEROZEPUR ROAD TO BHATTA CHOWK)	-	880	1,050,000	1,430
61	GLAXO TOWN (DULU KHURD & KALAN)	190,000	880	325,000	1,430
62	GOLDEN EARTH (PVT) LTD. (BAGARIAN DHARAM CHAND)	200,000	880	340,000	1,430
63	GOVERNMENT TRANSPORT HQ COOP SOCIETY (BALHAR)	165,000	880	300,000	1,430
64	GREEN ACRE SCHEME (AMEER PURA)	200,000	880	340,000	1,430
65	GREEN CAP SCHEME (GAJJUMATTA)	170,000	880	270,000	1,430
66	GREEN TOWN	300,000	880	620,000	1,430
67	GULSHAN E AHBAB PHASE II & SHADAB COLONY (CHANDRAI)	260,000	880	620,000	1,430
68	GULSHAN E AWAN SOCIETY (NANGER)	165,000	880	290,000	1,430
69	GULSHAN E MUNIR SCHEME (GAJJUMATTA)	190,000	880	290,000	1,430
70	GULSTAN COLONY (AMER SIDHU)	240,000	880	600,000	1,430
71	GULU KOT (DULU KALAN & KHURD)	190,000	880	410,000	1,430
72	GURUMANGAT (WCB)	390,000	880	950,000	1,430

73	H.B.F.C SOCIETY (KAHAMAN / LEEL)	190,000	880	300,000	1,430
74	HERPALKEY	190,000	880	270,000	1,430
75	HUMZA TOWN (DULU KHURD & KALAN)	220,000	880	380,000	1,430
76	I.S.R.M COOP SOCIETY (BHOBIAN)	165,000	880	230,000	1,430
77	IQBAL PARK & NEW IQBAL PARK (KOREY)	300,000	880	700,000	1,430
78	IRRIGATION CO OP SOCIETY (CHANDRAI)	190,000	880	290,000	1,430
79	ISLAMIC RESEARCH COOP SOCIETY (BHOBIAN)	190,000	880	340,000	1,430
80	JADHA TOWN (DULU KHURD & KALAN)	170,000	880	320,000	1,430
81	JAIL ROAD (KATCHA TOWARDS CHUNGI)	220,000	880	600,000	1,430
82	JATHOOL	200,000	880	240,000	1,430
83	K.C.H COOP SOCIETY (SADHOKI)	200,000	880	380,000	1,430
84	K.E.M.C COOP SOCIETY (SADHOKI / HALLOKI)	170,000	880	300,000	1,430
85	KACHA ROAD (KAHNA NAU TO RALIWAY PHATAK KACHA)	170,000	880	320,000	1,430
86	KAHNA NAU (INSIDE TOWN COMMITTEE)	140,000	880	325,000	1,430
87	KAMAHAN	210,000	880	340,000	1,430
88	KAMAHAN ROAD BOTH SIDE (ATTARI SAROBA & AMER SIDHU)	370,000	880	480,000	1,430
89	KEER KALAN	230,000	880	400,000	1,430
90	KEER KHURD	240,000	880	440,000	1,430
91	KHALID TOWN (GAJJUMATTA)	240,000	880	480,000	1,430
92	KHALIQ NAGAR (DULU KHURD)	220,000	880	490,000	1,430
93	KHAYABAN E AMIN (DULU KALAN)	250,000	880	490,000	1,430
94	KHAYABAN E AMIN SCHEME (HALLOKI)	170,000	880	240,000	1,430
95	KOH I NOOR SCHEME (AMER SIDHU) WCB	250,000	880	630,000	1,430
96	KOREY & ADJOINING ABADIS	250,000	880	470,000	1,430
97	KOT LAKHPAT (INDUSTRIAL AREA)	-	880	950,000	1,430
98	KOT LAKHPAT (JURISDICTION (N.T)	360,000	880	720,000	1,430
99	LAKE CITY HOLDING (PVT) LTD.	350,000	880	470,000	1,430
100	LIDHER & ADJOINING ABADIS (WCB)	325,000	880	540,000	1,430
101	M/S INDUSTRIAL COOP SOCIETY	250,000	880	380,000	1,430
102	M/S LAHORE GARDEN (ELITE) COOP SOCIETY (KAHNA NAU)	165,000	880	325,000	1,430
103	M/S OVERSEAS COOP SOCIETY (BAGARIAN DHARAM CHAND)	190,000	880	340,000	1,430
104	MADINA COLONY (KOREY)	240,000	880	620,000	1,430
105	MADINA TOWN / MADINA GARDEN (GAJJUMATTA & DULU KALAN)	230,000	880	340,000	1,430
106	MAIN BOULEVARD DEFENCE KHAYABAN E JINNAH	370,000	880	2,600,000	1,430
107	MAIN BOULEVARD KHABAYAN E IQBAL DHA	360,000	880	2,250,000	1,430
108	MAIN RAIWIND ROAD (ALI RAZA ABAD TO BHOBIAN)	250,000	880	600,000	1,430
109	MIAN RAIWIND ROAD (BHOBIAN TO PAJI)	220,000	880	400,000	1,430
110	MILITARY ACCOUNTS COOP SOCIETY (BAGARIAN DHARAMCHAND)	230,000	880	420,000	1,430
111	MILLAT TRACTOR EMPLOYEES CO OP SOCIETY (KACHHA)	140,000	880	220,000	1,430

112	N.B.P OFFICERS CO OP SOCIETY (KAMAHAN)	230,000	880	340,000	1,430
113	NANGAR	140,000	880	190,000	1,430
114	NATIONAL INDUSTRIAL FINANCE COOP SOCIETY	230,000	880	340,000	1,430
115	NAU BAHAR SOCIETY	220,000	880	300,000	1,430
116	NAZ TOWN (SADHOKI)	230,000	880	340,000	1,430
117	NASHEMAN PARK / TOWN COLONY	230,000	880	340,000	1,430
118	NISHAT COLONY (WCB) (CHUNG KHURD)	260,000	880	440,000	1,430
119	NISHTER COLONY	300,000	880	440,000	1,430
120	OFFICERS COLONY CAVALRY GROUND	600,000	880	1,500,000	1,430
121	OFFICIALS COOP SOCIETY (BAGARIAN DHARAM CHAND)	190,000	880	340,000	1,430
122	OVERHEAD BRIDGE TO CHOWK CAVALRY GROUND	-	880	2,650,000	1,430
123	OVERSEAS PAKISTANIS FOUNDATION SOCIETY (AMEER PURA)	230,000	880	490,000	1,430
124	PCSIR (STAFF) COOP (SADHOKI / BAGARIAN DHARAMCHAND)	220,000	880	400,000	1,430
125	PAK ARAB SOCIETY (CHANDRAI)	360,000	880	620,000	1,430
126	PAKISTAN MEDICAL COOP SOCIETY (TAROGILL)	170,000	880	300,000	1,430
127	PAKISTAN RANGER COOP SOCIETY (SADHOKI)	210,000	880	340,000	1,430
128	PHAMANITES SOCIETY (KAMAHAN, LEEL, KOT WADAVA & JATHOOL)	170,000	880	340,000	1,430
129	PHED COOP SOCIETY (BHOBATIAN)	165,000	880	270,000	1,430
130	PUNJAB CO-OP SOCIETY (AMER SADHU & KAMAHAN)	380,000	880	700,000	1,430
131	PUNJAB PARK (PHASE I & III (GAJJUMATTA)	200,000	880	340,000	1,430
132	PUNJAB SMALL INDUSTRY COOP (CHUNG KHURD & LIDHER)	300,000	880	580,000	1,430
133	QUAID E AZAM INDUSTRIAL ESTATE	-	880	750,000	1,430
134	R.A BAZAR & ADJOINING ABADIS	300,000	880	550,000	1,430
135	REHMAN GARDEN (CHUNG KHURD)	300,000	880	550,000	1,430
136	RORANWALA	150,000	880	190,000	1,430
137	SAADAT COOP SOCIETY (BAGARIAN DHARAM CHAND & NAGAR)	220,000	880	325,000	1,430
138	SADHOKI	220,000	880	340,000	1,430
139	SARGODHA COOP SOCIETY (BHOBATIAN)	220,000	880	320,000	1,430
140	SAROBA GARDEN (ATTARI SAROBA)	250,000	880	430,000	1,430
141	SHAH TAJ COLONY (KOREY)	300,000	880	520,000	1,430
142	SHALIMAR TOWN (GAJJUMATTA)	200,000	880	325,000	1,430
143	SHARIFABAD TOWN (GAJJUMATTA)	200,000	880	350,000	1,430
144	SHAUKAT TOWN (AMER SIDHU) WCB	300,000	880	540,000	1,430
145	SHERAZ VILLAZ (I & II) (KOREY)	280,000	880	540,000	1,430
146	SITARA COLONY (AMER SIDHU)	260,000	880	520,000	1,430
147	STATE LIFE	300,000	880	520,000	1,430
148	SUI NORTHERN OFFICER SOCIETY (KAMAHAN)	260,000	880	460,000	1,430
149	SUPER TOWN & NEW SUPER TOWN (KOREY)	300,000	880	730,000	1,430

150	SUPERIOR COURT COOP SOCIETY (AMEER PURA)	190,000	880	380,000	1,430
151	T & T EMPLOYEES COOP SCHEME (AMEER PURA)	150,000	880	270,000	1,430
152	TAHAIT	165,000	880	200,000	1,430
153	TARIQ GARDEN SCHEME (SADHOKI)	200,000	880	340,000	1,430
154	TELECOMMUNICATION COOP SOCIETY (BHOBIAN)	200,000	880	325,000	1,430
155	THE COOP ENGINEERING TOWN (NANGAR)	300,000	880	520,000	1,430
156	TIPM COOP SOCIETY (SADHOKI)	170,000	880	300,000	1,430
157	TOWNSHIP SCHEME	400,000	880	670,000	1,430
158	U.E.T EMPLOYEES COOP SOCIETY (SADHOKI)	190,000	880	325,000	1,430
159	VENUS SCHEME (ATTARI SAROBA & CHANDRAI)	220,000	880	340,000	1,430
160	WAHEED BROTHERS COLONY (ATTARI SAROBA)	300,000	880	325,000	1,430
161	WALTON ROAD	-	880	1,580,000	1,430
162	YASIN TOWN (AMER SADHU) WCB	300,000	880	440,000	1,430
163	YOUHANABAD	210,000	880	260,000	1,430
164	YOUSAF TOWN (ATTARI SAROBA)	220,000	880	380,000	1,430
165	ZAHOR TOWN (LIDHAR)	220,000	880	380,000	1,430
166	ZAM ZAM SCHEME (PVT) (KACHHA)	190,000	880	320,000	1,430
167	ZAMAN PARK (KOREY)	260,000	880	500,000	1,430
168	AI MADINA ROAD/MAIN MARKET TOWNSHIP	-	880	1,150,000	1,430
169	COLLEGE ROAD	-	880	1,300,000	1,430
170	AL-MAVA HOUSING SOCIETY (JULKAY)	170,000	880	325,000	1,430
171	SHARIF PARK & GREEN AVENUE (JULKAY)	165,000	880	200,000	1,430
172	CENTRAL PARK HOUSING SCHEME (FEROZEPUR ROAD JULKAY)	220,000	880	440,000	1,430
173	AL-JANAT-UL-KUBRA TOWN (KAHNA KOHNA)	150,000	880	260,000	1,430
174	ELITE TOWN (KAHNA KOHNA)	170,000	880	325,000	1,430
175	NASHMAN IQBAL SOCIETY (BAGRIAN DHARAM CHAND)	260,000	880	350,000	1,430
176	NASHMAN IQBAL SOCIETY (SADHOKI)	200,000	880	320,000	1,430
177	GOLDEN SOCIETY (BAGRIAN DHARAM CHAND)	220,000	880	350,000	1,430
178	ARMY WELFARE TRUST SOCIETY (TUKRA SHAH ALAM, JANJATY)	220,000	880	320,000	1,430
179	GREATER LAHORE (JANJATY)	210,000	880	340,000	1,430
180	FAZAIYA HOUSING SCHEME (JANJATY, CHAK-62 & KOT JEEVAN MAL)	230,000	880	400,000	1,430
181	THE GREATER LAHORE COOPERATIVE SOCIETY / CHINAR BAGH (KHANA NEPAL & TAROGIL)	130,000	880	240,000	1,430
182	BEACON HOUSE (TAROGIL & ASAL LAKHOWAL)	130,000	880	240,000	1,430
183	BAHRIA NASHAMAN (ATTU ASAL)	130,000	880	290,000	1,430
184	DHA (KAMAHAN)	350,000	880	650,000	1,430
185	DEFENCE HOUSING SOCIETY (KARBATH)	340,000	880	640,000	1,430
186	DHA (DULU KHURD)	350,000	880	650,000	1,430
187	PUNJAB PARK (GAJJUMATA)	220,000	880	380,000	1,430
188	MEDINA TOWN (GAJJUMATA)	260,000	880	410,000	1,430

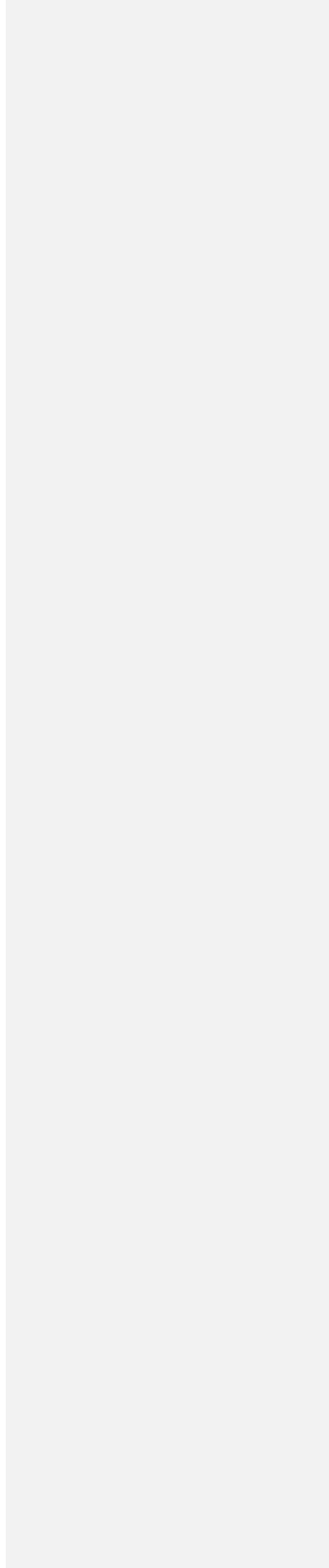
189	EDEN HOMES HOUSING SCHEME (GAJJUMATA)	190,000	880	340,000	1,430
190	EDEN DEVELOPERS (CHAK-62 KOT JEEVAN MAL)	190,000	880	320,000	1,430
191	PEARL GARDEN (KAHAN KOHNA)	140,000	880	160,000	1,430
192	MADNI GARDEN (KHANA KOHNA)	140,000	880	160,000	1,430
193	REHAN GARDEN (KHANA KOHNA/BADOKI)	140,000	880	170,000	1,430
194	KAHNA CANAL VIEW (KHANA KOHNA)	140,000	880	220,000	1,430
195	MUBARAK TOWN (ATTARI SAROBA)	200,000	880	325,000	1,430
196	MARYUM PARK (DULLU KALAN)	190,000	880	490,000	1,430
197	UMAR TOWN (DULLU KALAN)	190,000	880	490,000	1,430
198	HAJI PARK (DULLU KALAN)	190,000	880	380,000	1,430
199	PRIME HOMES (DULLU KALAN)	200,000	880	380,000	1,430
200	PACKAGES LTD HOUSING SCHEME (DULLU KALAN)	200,000	880	380,000	1,430
201	PHARMA NIGHT HOUSING SCHEME (KAMAHAN)	220,000	880	380,000	1,430
202	WYETH EMPLOYEES COOPERATIVE HOUSING SOCIETY LTD (HALLOKI)	120,000	880	160,000	1,430
203	SAHAR ASSOCIATE PVT LTD. (HALLOKI) (Khayaban e Ameen)	120,000	880	160,000	1,430
204	OFFICERS & EXECUTIVE COOPERATIVE HOUSING SOCIETY (HALLOKI)	120,000	880	160,000	1,430
205	RAVIAN COOPERATIVE HOUSING SOCIETY (HALLOKI)	120,000	880	160,000	1,430
206	TELECOM COOPERATIVE HOUSING SOCIETY (HALLOKI)	120,000	880	160,000	1,430
207	PAKISTAN ACRICATES HOUSING SOCIETY (SADHOKI)	210,000	880	440,000	1,430
208	NATIONAL POLICE FOUNDATION HOUSING SOCIETY (SADHOKI)	210,000	880	350,000	1,430
209	DHA REHBAR (SADHOKI)	350,000	880	650,000	1,430
210	NESPAK EMPLOYEES HOUSING SCHEME (SADHOKI)	230,000	880	380,000	1,430
211	ENGINEERING UNIVERSITY EMPLOYEES SOCIETY (SADHOKI)	190,000	880	320,000	1,430
212	DREAM GARDEN (FATEH SINGH WALA)	120,000	880	260,000	1,430
213	BEHRIA EDUCATION CITY (LADEKAY OUCHEY)	120,000	880	260,000	1,430
214	LDA CITY	130,000	880	150,000	1,430
215	WOMEN HOUSING SOCIETY (CHAK NO.62 KOT JEVAN MAL)	165,000	880	240,000	1,430
216	SPRING MEADOWS FARM HOUSING SOCIETY /GLOBAL INFRASTRUCTURE (RORA)	120,000	880	380,000	1,430
217	GHOUSIA PARK (KAHNA NAU)	110,000	880	320,000	1,430
218	GULSHAN E SHAFIQ AND GULSHAN E AZEEM (KAHNA NAU)	110,000	880	350,000	1,430
219	HAMZA COLONY (KAHNA NAU)	110,000	880	230,000	1,430
220	ANWAR TOWN (THEH PUNJU)	140,000	880	230,000	1,430
221	BAU YOUSAF COLONY (THEH PUNJU)	140,000	880	325,000	1,430
222	DARA TOWN (THEH PUNJU)	150,000	880	230,000	1,430
223	FAISAL TOWN (THEH PUNJU)	140,000	880	320,000	1,430
224	MASHKOOR TOWN (THEHPUNJU)	230,000	880	350,000	1,430
225	BAKHSISH PURA	230,000	880	420,000	1,430
226	BANKERS AVENUE COOPERATIVE HOUSING SOCIETY LIMITED	170,000	880	325,000	1,430

227	AL MADINA GARDEN HS (BAGARIAN DHARAM CHAN)	230,000	880	350,000	1,430
228	AFTAB GARDEN HOUSING SCHEME (BAGARIAN DHARAM CHAND)	230,000	880	350,000	1,430
229	FEROZPUR PARK HOUSING SCHEME (BAGARIAN DHARAM CHAND)	230,000	880	350,000	1,430
230	HIGH COURT HOUSING SCHEME (BAGARIAN DHARAM CHAND)	230,000	880	350,000	1,430
231	MOHAFIZ TOWN HOUSING SCHEME (SADHOKI)	230,000	880	350,000	1,430
232	DOCTOR SCOIETY HOUSING SCHEME (SADHOKI)	230,000	880	350,000	1,430
233	LDA CITY (RAKH JHEDU)	120,000	880	180,000	1,430
234	SAFARI GARDEN (PANDOKI)	120,000	880	180,000	1,430
235	AL HARAM GARDEN (BADOKI)	100,000	880	160,000	1,430
236	ROYAL RESIDENTIAL HOUSING SCHEME (KACHA)	170,000	880	350,000	1,430
237	ENGINEERING TOWN HOUSING SOCIETY (KACHA)	170,000	880	350,000	1,430
238	FARMANITES HOUSING SCHEME (LEEL)	120,000	880	180,000	1,430
239	AL FAJAR CITY HOUSING SCHEME (SHEHZADA)	120,000	880	180,000	1,430
240	AL JANNAT HOUSING SCHEME (SHEHZADA)	120,000	880	180,000	1,430
241	AL NOOR PARK HOUSING SCHEME (Shehzada)	120,000	880	180,000	1,430
242	GRAND AVENUE HOUSING SCHEME (JHULKAY)	120,000	880	180,000	1,430
243	MODEL HOUSING SOCIETY (JHULKAY)	120,000	880	180,000	1,430
244	PALM CITY HOUSING SCHEME (JHULKAY)	120,000	880	180,000	1,430
245	OLYMPIAN COOPERATIVE HOUSING SOCIETY	150,000	880	350,000	1,430
246	ASKARI-III	310,000	880	980,000	1,430
247	SUN CITY (JHULKAY)	200,000	880	400,000	1,430
248	MODEL CITY (JULKAY)	200,000	880	400,000	1,430
249	ALHARAM GARDEN (ASAL SULEMAN)	200,000	880	400,000	1,430
250	GULBERG TOWN (ASAL SULEMAN)	200,000	880	400,000	1,430
251	TULIP GARDEN (ASAL SULEMAN)	200,000	880	400,000	1,430
252	CENTERL BOLEVARD (ASAL SULEMAN)	200,000	880	400,000	1,430
253	GREEN CITY (KAHNA NAU)	300,000	880	600,000	1,430
254	GULSHAN E AZEEM SOCIETY (DULLU KHURD)	400,000	880	800,000	1,430
255	DREAM AVENUE (BHOBTIAN)	350,000	880	700,000	1,430
256	BILAL TOWN (BHOBTIAN)	350,000	880	700,000	1,430
257	GUL NISHAN SOCIETY (AMEERPURA)	350,000	880	700,000	1,430
258	DREAM GARDEN (BHOBTIAN)	350,000	880	700,000	1,430

259	ABDULLAH PARK (ASAL SULEMAN)	200,000	880	400,000	1,430
260	ALREHMAT HOUSING SOCIETY (KOT LAKHPAT)	450,000	880	1,000,000	1,430
261	FEROZPUR ROAD CITY HOUSING SCHEME FEROZPUR ROAD	200,000	880	400,000	1,430
262	ALHARAM CITY FEROZPUR ROAD	200,000	880	400,000	1,430
263	MARYUM PARK HOUSING SHEME GAJJUMATTA	350,000	880	700,000	1,430
264	PALM VILAS, CHUNG KHURD	400,000	880	800,000	1,430
265	MADNI GARDEN (KHANA KOHNA, KAHNA NAU, BADOKI)	200,000	880	400,000	1,430
266	MODEL HOUSING ENCLAVE KAHNA, JHULKY, BADOKI FEROZPUR ROAD	200,000	880	400,000	1,430
267	AFTAB GARDEN BAGARIAN DHARAM CHAND	350,000	880	700,000	1,430
268	MATEEN GARDEN FEROZPUR ROAD	200,000	880	400,000	1,430
269	RANA TOWN/PARK HOUSING SCHEME	200,000	880	400,000	1,430
270	NEW KASHMIR PRK HOUSING SCHEME FEROZPUR ROAD	200,000	880	400,000	1,430
271	SUBHAN GARDEN HOUSING SCHEME FEROZPUR ROAD	200,000	880	400,000	1,430
272	QUBA HOMES LAND, JHULKAY FEROZPUR ROAD	200,000	880	400,000	1,430
273	BADOKI LANDS HOUSING SCHEME, BADOKI VILLAGE	200,000	880	400,000	1,430
274	PARK VIEW VILLAS FEROZPUR ROAD	200,000	880	400,000	1,430
275	GOVERNMENT SERVANT COOP HOUSING SOCIETY LTD. KHANA	200,000	880	400,000	1,430
276	AL FALAH COOP HOUSING SOCIETY (TATLAY)	200,000	880	400,000	1,430
277	EMMAD GARDEN (KAHNA NAU)	300,000	880	600,000	1,430
278	MADINA CITY (KAHNA NAU)	300,000	880	600,000	1,430
279	NOOR PARK (KAHNA NAU/KAHNA KOHNA)	300,000	880	600,000	1,430
280	MADINA VIEW (KAHNA KOHNA/KAHNA NAU)	300,000	880	600,000	1,430
281	NAWAZ GARDEN/PARK (AHLOO)	200,000	880	400,000	1,430
282	HAMZA GARDEN (SHEHZADA)	200,000	880	400,000	1,430
283	PATHANWALA	300,000	880	600,000	1,430
284	NATHA SING WALA	300,000	880	600,000	1,430
285	LEEL	300,000	880	600,000	1,430
286	SEDHAR	300,000	880	600,000	1,430
287	HAIR	300000	880	400000	1,430
288	KARBATH	200000	880	300000	1,430
289	JHULKEY	150000	880	300000	1,430
290	KAHNA KOHNA	200000	880	400000	1,430
291	BADOKI	150000	880	300000	1,430

292	BHOBATIAN	300000	880	500000	1,430
-----	-----------	--------	-----	--------	-------

**(CAPT. (R) MUHAMMAD ANWAR-UL-HAQ)
COLLECTOR, DISTRICT LAHORE**



VALUATION TABLE URBAN SHALIMAR TOWN


#	AREA	Residential 2018-19		Commercial 2018-19	
		Open Plot Per Marla	Constructed property per sqft	Open Plot Per Marla	Constructed property per sqft
1	Aliya Town Mehmood Booti New	350,000	770	400,000	1,320
2	Abdullah Park	340,000	770	600,000	1,320
3	Achant Garh	430,000	770	860,000	1,320
4	Afzaal Park	330,000	770	620,000	1,320
5	Akbar Road	520,000	770	780,000	1,320
6	Akram Park (Baghanwala)	375,000	770	725,000	1,320
7	Akram Park (Ram Kishan Wala)	400,000	770	700,000	1,320
8	Akram Road Khoi Miran	330,000	770	780,000	1,320
9	Al Sadiq Town (Band Par)	225,000	770	350,000	1,320
10	Altaf Park Amir Road	340,000	770	660,000	1,320
11	Amir Road Shad Bagh (Baghanwala/ Bela Basti Ram)	740,000	770	1,050,000	1,320
13	Angoori Bagh	375,000	770	750,000	1,320
14	Ashraf Park Amir Road	340,000	770	680,000	1,320
15	Ashraf Park Wassan Pura	340,000	770	660,000	1,320
16	Atif Park Bhogiwal	300,000	770	500,000	1,320
17	Aziz Road	460,000	770	880,000	1,320
18	Baghanwala and Adjoining Areas	340,000	770	660,000	1,320
19	Baghbanpura band par	200,000	770	400,000	1,320
20	Baghbanpura New Abadi	375,000	770	750,000	1,320
21	Baghbanpura Old	375,000	770	750,000	1,320
22	Band Road Falling Shalimar Town	1,080,000	770	1,080,000	1,320
23	Begum Pura	330,000	770	575,000	1,320
24	Bella Basti Ram and Adjoining Area	360,000	770	660,000	1,320
25	Bella Basti Ram Inside River Bed	190,000	770	350,000	1,320
26	Bella Basti Ram Western Side	190,000	770	430,000	1,320
27	Bhaghat Pura and Adjoining Areas	330,000	770	660,000	1,320
28	Bharat Nagar (Pak Nagar)	350,000	770	700,000	1,320
29	Bhogiwal	250,000	770	350,000	1,320
30	Bhogiwal Road	350,000	770	700,000	1,320
31	Bilal Park	330,000	770	580,000	1,320
32	Chah Miran Road	500,000	770	950,000	1,320
33	Chamra Mandi	425,000	770	660,000	1,320

34	Chiragh Park	360,000	770	630,000	1,320
35	Choudary Park	360,000	770	620,000	1,320
36	Dars Road	400,000	770	780,000	1,320
37	Deputy Yaqoob Colony (Bhogiwal)	300,000	770	500,000	1,320
38	Ellahi Park (Bela Basti Ram/ Baghanwala)	400,000	770	780,000	1,320
40	Ellahi Baksh Park (Bella Basti Ram)	390,000	770	750,000	1,320
41	Ellahi Park (Khoi Miran)	360,000	770	700,000	1,320
42	Essa Nagar	340,000	770	630,000	1,320
43	Faiz Bagh	370,000	770	740,000	1,320
44	Farooq Ganj	360,000	770	710,000	1,320
45	Fazal Park (Bella Basti Ram)	360,000	770	710,000	1,320
46	Fazal Park (baghanwala)	375,000	770	725,000	1,320
47	Ghoray Shah Road	740,000	770	740,000	1,320
49	Ghulam Hussain Park	360,000	770	700,000	1,320
50	GT Road Shalamar Town	550,000	770	1,000,000	1,320
51	Gujjar Pura China Scheme	375,000	770	800,000	1,320
52	Gulshan-e- Shalimar	375,000	770	750,000	1,320
53	Gunj	360,000	770	630,000	1,320
54	Haji Younas Pura (Bhogiwal)	320,000	770	625,000	1,320
55	Hajvery Park (Bhogiwal)	300,000	770	500,000	1,320
56	Haq Nawaz Road	900,000	770	1,000,000	1,320
57	Hussain Park	360,000	770	680,000	1,320
58	Iftikhar Park	375,000	770	750,000	1,320
59	Imam Baksh Park (Bella Basti Ram)	360,000	770	680,000	1,320
60	Iqbal Park (Khoi Miran)	360,000	770	680,000	1,320
61	Jarrar Garden (Band Par)	225,000	770	350,000	1,320
62	Jahangir Park (Bela Basti Ram)	350,000	770	650,000	1,320
63	Jahangir Park (Baghanwala)	375,000	770	675,000	1,320
64	Kacchu Pura	350,000	770	650,000	1,320
65	Khizar Abad New Baghbanpura	375,000	770	750,000	1,320
66	Khoi Miran and Adjoining Areas	460,000	770	900,000	1,320
67	Khokhar Road	1,025,000	770	1,025,000	1,320
68	Kot Khawaja Saeed (Western Side)	180,000	770	410,000	1,320
69	Kot Khawaja Saeed and Adjoining Areas	330,000	770	630,000	1,320
70	kotli Peer Abdul Rehman	300,000	770	480,000	1,320

71	Madina Colony	375,000	770	750,000	1,320
72	Main Bazaar Mujahidabad	460,000	770	780,000	1,320
73	Main Bazaar Sahowari	460,000	770	780,000	1,320
74	Makhan Pura	320,000	770	620,000	1,320
75	Makkah Colony (Kot Khawaja Saeed)	400,000	770	800,000	1,320
76	Meher Suba Park	360,000	770	630,000	1,320
77	Mehran Park	375,000	770	750,000	1,320
78	Misri Shah	480,000	770	880,000	1,320
80	Muhammad Din Colony	375,000	770	750,000	1,320
81	Muhammadi Mohallah	500,000	770	800,000	1,320
82	Muhammadi Park	360,000	770	660,000	1,320
83	Mujahid Abad	330,000	770	630,000	1,320
84	Nabi Baksh Park	370,000	770	900,000	1,320
85	Naulakha and Adjoining Areas	460,000	770	900,000	1,320
86	New Malik Park	360,000	770	630,000	1,320
87	New Shad Bagh	350,000	770	620,000	1,320
88	New Wassan Pura Scheme No. 2	330,000	770	620,000	1,320
89	Nishan Colony (Kot Khawaja Saeed)	350,000	770	500,000	1,320
90	Qamar Din Park (Kot Khawaja Saeed)	375,000	770	800,000	1,320
91	Rafi Park Baghanwala	350,000	770	675,000	1,320
92	Rahim Park Bela Basti Ram	430,000	770	800,000	1,320
93	Ram Kishanwala	350,000	770	660,000	1,320
94	Rasheed Pura Baghbanpura	375,000	770	750,000	1,320
95	Sahowari	330,000	770	600,000	1,320
96	Saleem Park Khoi Miran	370,000	770	710,000	1,320
97	Sawami Nagar	360,000	770	660,000	1,320
98	Sehar Road	400,000	770	750,000	1,320
99	Shad Bagh	375,000	770	680,000	1,320
100	Shad Bagh Road	400,000	770	780,000	1,320
101	Shahab Park (Bhogiwal)	300,000	770	500,000	1,320
102	Shahbaz Road	400,000	770	800,000	1,320
103	Shaheen Park	360,000	770	660,000	1,320
104	Shalimar Link Road (Front)	900,000	770	900,000	1,320
105	Shalimar Link Road (Rear)	460,000	770	750,000	1,320
106	Shalimar Town Baghbanpura	375,000	770	750,000	1,320

107	Sajjad Colony	350,000	770	675,000	1,320
108	Sher Shah Road	430,000	770	790,000	1,320
110	Singh Pura	375,000	770	750,000	1,320
111	Siraj Din Park	360,000	770	680,000	1,320
112	Sultan Mehmood Road	400,000	770	780,000	1,320
113	Sultan Pura	330,000	770	680,000	1,320
114	Sultan Pura Road	640,000	770	720,000	1,320
115	Suraya Jabeen Park	500,000	770	800,000	1,320
116	Taj Park/ Taj Ghazi Park	360,000	770	680,000	1,320
117	Taj Pura	370,000	770	620,000	1,320
118	Tezab Ahatta	330,000	770	650,000	1,320
119	Tezab Ahatta Road	680,000	770	680,000	1,320
120	Tibba Azeem Shah	330,000	770	630,000	1,320
121	Touheed Park	360,000	770	760,000	1,320
122	Umer Din Road Muaza Bela Basti Ram	690,000	770	740,000	1,320
123	Waitmen Road (New)	375,000	770	750,000	1,320
124	Wassan Pura	330,000	770	710,000	1,320
125	Yahya Colony	330,000	770	660,000	1,320
126	Yasrab Colony Ram Kishanwala	330,000	770	660,000	1,320
127	Zafar Park	330,000	770	620,000	1,320

(CAPT. (R) MUHAMMAD ANWAR-UL-HAQ)
COLLECTOR, DISTRICT LAHORE



VALUATION TABLE URBAN RAVI TOWN

#	AREA	Residential 2018-19		Commercial 2018-19	
		Open Plot Per Marla	Constructed property per sqft	Open Plot Per Marla	Constructed property per sqft
1	ABDUL QAYYUM ROAD (BELA BASTI RAM)	1,000,000	770	1,150,000	1,320
2	ABDUL SATTAR ROAD (BELA BASTI RAM)	1,000,000	770	1,150,000	1,320
3	AFZAL COLONY	375,000	770	700,000	1,320
4	AHMED PARK (BELA BASTI RAM)	375,000	770	700,000	1,320
5	AKBARI MANDI (H WARD)	900,000	770	3,000,000	1,320
6	AKRAM COLONY (BAGHANWALA)	340,000	770	650,000	1,320
7	AKRAM ROAD	360,000	770	800,000	1,320
8	ALAMGIR MARKET	2,050,000	770	2,000,000	1,320
9	AL FATEH COLONY (BAGHANWALA)	340,000	770	650,000	1,320
10	ALTAF PARK (BAGHANWALA)	340,000	770	650,000	1,320
11	AMIR ROAD falling in Ravi Town	750,000	770	1,050,000	1,320
12	AZAM CLOTH MARKET	3,900,000	770	4,000,000	1,320
13	AZIZ COLONY / ILAM DIN COLONY (SHAHDARA)	375,000	770	650,000	1,320
14	AZIZ ROAD MISRI SHAH	450,000	770	880,000	1,320
15	BADAMI BAGH BUS STAND/ General Bus Stand	2,300,000	770	2,300,000	1,320
16	BADAMI BAGH PECO ROAD	2,300,000	770	2,300,000	1,320
17	BADAMI BAGH PECO ROAD (OFF THE ROAD)	1,350,000	770	1,400,000	1,320
18	BAGHANWALA (ADJOINING ABADIES)	340,000	770	650,000	1,320
19	BANGALI PARK / BAGH	340,000	770	640,000	1,320
20	BARADARI ROAD	340,000	770	680,000	1,320
21	BEGUM KOT & ADJOINING ABADIES	360,000	770	625,000	1,320
22	BELA BASTI RAM (ADJOINING ABADIES)	360,000	770	650,000	1,320
23	BELA BASTI RAM (WESTERN SIDE)	190,000	770	430,000	1,320
24	BHAMMAN MAUZA	135,000	770	420,000	1,320
25	BHATTI GATE	550,000	770	1,050,000	1,320
26	BHUTTO COLONY (SHAHDARA)	360,000	770	640,000	1,320
27	BUND ROAD RAVI BRIDGE TO BASI MORE (BOTH SIDE)	750,000	770	850,000	1,320
28	CHAK JIA MUSA FALLING IN RAVI TOWN	450,000	770	750,000	1,320
29	CHAMAN COLONY	360,000	770	600,000	1,320
30	CHATTA BAZAR (C WARD)	530,000	770	1,750,000	1,320

31	CHIRAGE PARK	360,000	770	630,000	1,320
32	CHOHAN COLONY (RAM KISHAN WALA)	360,000	770	625,000	1,320
33	CHOUDHARY PARK / COLONY	360,000	770	625,000	1,320
34	CHOUHATTA MUFTI BAQIR (H WARD)	675,000	770	1,050,000	1,320
35	CHUNA MANDI (F WARD)	840,000	770	1,900,000	1,320
36	CIRCULAR ROAD	2,100,000	770	2,500,000	1,320
37	CITY CINEMA ROAD (C WARD)	480,000	770	1,050,000	1,320
38	DABI / KASHMIR BAZAR / FERSHI BAZAR	800,000	770	1,900,000	1,320
39	DATA NAGAR	430,000	770	680,000	1,320
40	DAULAT KHAN ROAD (SHAHDARA)	430,000	770	950,000	1,320
41	DEHLI GATE	625,000	770	1,150,000	1,320
42	ELAHI BUKHSH PARK	380,000	770	750,000	1,320
43	ELAHI PARK	360,000	770	700,000	1,320
44	ESA NAGAR	340,000	770	630,000	1,320
45	FAISAL PARK (SHAHDARA)	360,000	770	620,000	1,320
46	FARKHABAD / SHAMAS ABAD	360,000	770	620,000	1,320
47	FAROOQ GUNJ / USMAN GANJ	360,000	770	700,000	1,320
48	FATEH PURI	350,000	770	625,000	1,320
49	FAZAL PARK (BELA BASTI RAM)	360,000	770	700,000	1,320
50	FEROZ COLONY (BELA BASTI RAM)	375,000	770	700,000	1,320
51	FORT ROAD (A WARD)	550,000	770	950,000	1,320
52	FRUIT MARKET BADAMI BAGH	2,300,000	770	2,400,000	1,320
53	G.T. ROAD RAVI BRIDGE TO IMAMIA COLONY	850,000	770	950,000	1,320
54	GHULAM HUSSAIN PARK	360,000	770	700,000	1,320
55	GRAIN MARKET BADAMI BAGH	2,300,000	770	2,400,000	1,320
56	GULISTAN TOWN/COLONY	360,000	770	700,000	1,320
57	GUMATI BAZAR (C WARD)	580,000	770	1,600,000	1,320
58	GURR MANDI (H WARD)	700,000	770	1,150,000	1,320
59	HAMAD COLONY	400,000	770	700,000	1,320
60	HANIF PARK	400,000	770	650,000	1,320
61	HER NARAINPURA	360,000	770	625,000	1,320
62	HUSSAIN PARK (BELA BASTI RAM)	360,000	770	680,000	1,320
63	IMAM BAKHSH PARK (BELA BASTI RAM)	360,000	770	680,000	1,320

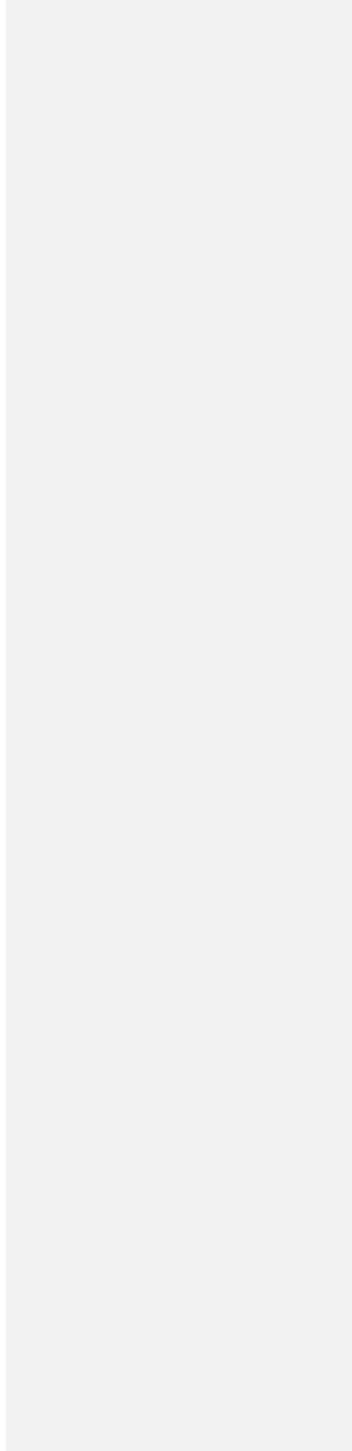
64	INDUSTRIAL AREA BADAMI BAGH	2,250,000	770	2,400,000	1,320
65	IQBAL PARK	360,000	770	680,000	1,320
66	ITTIFAQ COLONY / KOT SHAHAB DIN	360,000	770	650,000	1,320
67	JAHANGIR PARK (BELA BASTI RAM)	360,000	770	680,000	1,320
68	JAMAIL PARK (SHAHDARA)	250,000	770	630,000	1,320
69	JAVED PARK (SHAHDARA)	250,000	770	630,000	1,320
70	JIA MUSA	360,000	770	630,000	1,320
71	KALA KHATAI ROAD	360,000	770	630,000	1,320
72	KASERA BAZAR (F WARD)	720,000	770	2,000,000	1,320
73	KASHMIR PARK (SHAHDARA)	360,000	770	630,000	1,320
74	KHALID PARK (BELA BASTI RAM)	360,000	770	630,000	1,320
75	KHOI MEERAN MAUZA	480,000	770	900,000	1,320
76	KHOKHAR MAUZA	240,000	770	480,000	1,320
77	KHOKHAR ROAD	1,000,000	770	1,000,000	1,320
78	KHURSHID PARK (RAM KISHAN WALA)	360,000	770	630,000	1,320
79	KINARI BAZAR	700,000	770	2,000,000	1,320
80	KOT BEGUM ADJOINING ABADIES	360,000	770	630,000	1,320
81	KOT MOHIBOO (ADJOINING ABADIES)	360,000	770	630,000	1,320
82	KOT SHAHAB DIN (SHAHDARA)	360,000	770	630,000	1,320
83	LAJPAT NAGAR (SHAHDARA)	360,000	770	630,000	1,320
84	LAJPAT ROAD SHAHDARA	450,000	770	980,000	1,320
85	LALA ZAR COLONY	360,000	770	630,000	1,320
86	LANGAY MANDI (C WARD)	480,000	770	1,050,000	1,320
87	LOHARI GATE	480,000	770	1,160,000	1,320
88	LOHARI MANDI (D WARD)	480,000	770	1,160,000	1,320
89	LOON MANDI (H WARD)	600,000	770	1,160,000	1,320
90	MAIN ROAD SHAHDARA TOWN	375,000	770	680,000	1,320
91	MAUZA JHUGGIAN	140,000	770	220,000	1,320
92	MAUZA NAIN SUKH	250,000	770	525,000	1,320
93	MEHAR PARK (BAGHANWALA)	360,000	770	630,000	1,320
94	MEHAR SUBA PARK (BAGHANWALA)	360,000	770	630,000	1,320
95	MISRI SHAH	480,000	770	880,000	1,320
96	MOCHI GATE	720,000	770	1,180,000	1,320

97	MOHALLAH KAKEY ZAIYAN (F WARD)	700,000	770	2,000,000	1,320
98	MORI GATE (B WARD)	500,000	770	1,180,000	1,320
99	MOTI BAZAR / SHEESHA MOTI BAZAR	525,000	770	1,900,000	1,320
100	MUHAMMADI PARK	360,000	770	650,000	1,320
101	NABI BAKHSH PARK	375,000	770	900,000	1,320
102	NASIM PARK	360,000	770	700,000	1,320
103	NATIONAL FAN COLONY (SHAHDARA)	360,000	770	900,000	1,320
104	NAULAKHA MAUZA FALLING IN RAVI TOWN	450,000	770	800,000	1,320
105	NEW MALIK PARK / MALIK PARK / MALIK BAGH	360,000	770	630,000	1,320
106	NIAZ PURA	360,000	770	630,000	1,320
107	NOOR ROAD (BELA BASTI RAM)	1,100,000	770	1,150,000	1,320
108	PAKISTAN CLOTH MARKET	2,250,000	770	2,400,000	1,320
109	PANIWALA TALAB (C WARD)	500,000	770	1,150,000	1,320
110	PINDI DAS ROAD	450,000	770	760,000	1,320
111	PIPPLE WHARA (PLASTIC MARKET)	700,000	770	1,150,000	1,320
112	QADDAFI COLONY (BELA BASTI RAM)	360,000	770	680,000	1,320
113	QAISER TOWN (SHAHDARA)	210,000	770	625,000	1,320
114	QAMAR PARK (RAM KISHAN WALA)	350,000	770	625,000	1,320
115	QILA LACHMAN SINGH & ADJOINING ABADIES	480,000	770	900,000	1,320
116	RAHIM PARK	430,000	770	800,000	1,320
117	RAHIM ROAD	1,050,000	770	1,150,000	1,320
118	RAM KISHAN WALA	350,000	770	650,000	1,320
119	RANG MAHAL MAIN	4,200,000	770	4,500,000	1,320
120	RANG MAHAL, BACK SIDE (D WARD)	600,000	770	1,300,000	1,320
121	RAVI CLIFTON COLONY/PARK (SHAHDARA)	350,000	770	630,000	1,320
122	RAVI PARK	525,000	770	1,000,000	1,320
123	RAVI ROAD (EASTERN SIDE)	1,700,000	770	2,000,000	1,320
124	RUSTAM COLONY (BELA BASTI RAM)	360,000	770	620,000	1,320
125	SAEED PARK	360,000	770	620,000	1,320
126	SAGGIAN KALANWAR	210,000	770	410,000	1,320
127	SAGGIAN ROAD (TOLL PLAZA TO CHOWK NAIN SUKH)	700,000	770	700,000	1,320
128	SAID METHA BAZAR	670,000	770	1,700,000	1,320
129	SAJJAD PARK	360,000	770	630,000	1,320

130	SHAH ALAM GATE	4,500,000	770	4,800,000	1,320
131	SHAH ALAM MARKET	2,150,000	770	2,150,000	1,320
132	SHAHDARA TOWN (ADJOINING ABADIES)	220,000	770	600,000	1,320
133	SHAHEEN PARK (BELA BASTI RAM)	360,000	770	650,000	1,320
134	SHAHI MOHALLAH (A WARD)	450,000	770	1,050,000	1,320
135	SHARIF PARK (BELA BASTI RAM)	360,000	770	680,000	1,320
136	SHARKPUR ROAD (BEGUM KOT CHOWK TO SAEED CHOWK)	525,000	770	710,000	1,320
137	SHEIKH COLONY (BELA BASTI RAM)	360,000	770	680,000	1,320
138	SHEIKHUPURA ROAD	900,000	770	900,000	1,320
139	SHER SHAH ROAD (BELA BASTI RAM)	430,000	770	780,000	1,320
140	SHERANWALA GATE (G WARD)	620,000	770	1,180,000	1,320
141	SHOE MARKET	2,200,000	770	2,200,000	1,320
142	SIDDIQ GUNJ (BELA BASTI RAM)	460,000	770	820,000	1,320
143	SIDDIQUI/SIDDIQIA COLONY (BELA BASTI RAM)	360,000	770	630,000	1,320
144	SIRAJ DIN PARK (BELA BASTI RAM)	360,000	770	680,000	1,320
145	SOHA BAZAR (E WARD)	4,500,000	770	4,500,000	1,320
146	SOOTAR MANDI (D WARD)	480,000	770	1,150,000	1,320
147	SABZI MARKET BADAMI BAGH	2,300,000	770	2,400,000	1,320
148	SUI GAS ROAD	410,000	770	950,000	1,320
149	TAJ GHAZI PARK (BELA BASTI RAM)	360,000	770	680,000	1,320
150	TAJ PARK (BELA BASTI RAM)	360,000	770	680,000	1,320
151	TARGARH	240,000	770	630,000	1,320
152	TAXALI GATE (A WARD)	525,000	770	1,100,000	1,320
153	TIMBER MARKET	1,900,000	770	1,900,000	1,320
154	TOUHEED PARK (BELA BASTI RAM)	360,000	770	760,000	1,320
155	TRUCK STAND	2,300,000	770	2,300,000	1,320
156	TRUCK STAND, CIRCULAR ROAD (H WARD)	2,300,000	770	2,300,000	1,320
157	WANDALA ROAD (SHAHDARA)	360,000	770	650,000	1,320
158	YAKKI GATE (G WARD)	625,000	770	1,180,000	1,320
159	ABU BAKAR PARK / ROAD BADAMI BAGH (BELA BASTI RAM)	800,000	770	800,000	1,320
160	ALLAMA IQBAL COLONY / PARK	375,000	770	650,000	1,320
161	AZAM CLOTH MARKET EXTENSION	3,700,000	770	3,700,000	1,320
162	KASHMIRI GATE	700,000	770	1,160,000	1,320

163	MASTI GATE	480,000	770	1,180,000	1,320
164	MOUZA NAIN SUKH INDUSTRIAL	550,000	770	620,000	1,320
165	SHAHDARA / KOT BEGUM MOUZA INDUSTRIAL	625,000	770	625,000	1,320

**(CAPT. (R) MUHAMMAD ANWAR-UL-HAQ)
COLLECTOR, DISTRICT LAHORE**



VALUATION TABLE URBAN DATA GUNJ BUKHSH TOWN			
	<table border="1"> <tr> <td>Residential 2018-19</td> <td>Commercial 2018-19</td> </tr> </table>	Residential 2018-19	Commercial 2018-19
Residential 2018-19	Commercial 2018-19		

#	AREA	Open Plot Per Marla	Constructed property per sqft	Open Plot Per Marla	Constructed property per sqft
1	AABKARI ROAD	0	770	1,600,000	1,320
2	ABBOTT ROAD	0	770	1,950,000	1,320
3	ABDALI ROAD	330,000	770	1,000,000	1,320
4	ABDUL KAREEM ROAD (QILA GUJAR SINGH)	450,000	770	1,250,000	1,320
5	AFZAL ROAD SANDA (REVENUE ESTATE NAWAN KOT)	340,000	770	850,000	1,320
6	AIBAK ROAD	0	770	1,380,000	1,320
7	AL FAZAL PARK SANDA (REVENUE ESTATE NAWAN KOT)	330,000	770	860,000	1,320
8	AMEER/AMIR ROAD (BILAL GANJ)	330,000	770	1,000,000	1,320
9	ANARKALI (NEW)	0	770	2,900,000	1,320
10	ANARKALI (OLD)	480,000	770	1,600,000	1,320
11	ANSARI ROAD	320,000	770	730,000	1,320
12	ASHRAFIA COLONY SHADMAN	450,000	770	960,000	1,320
13	BAGH GUL BEGUM	390,000	770	800,000	1,320
14	BAGH MUNSHI LADHA	300,000	770	740,000	1,320
15	BAHAWALPUR ROAD	540,000	770	1,150,000	1,320
16	BANK SQUARE	0	770	2,900,000	1,320
17	BEADON ROAD	0	770	2,900,000	1,320
18	BEADON ROAD (STREETS)	675,000	770	1,250,000	1,320
19	BEGUM ROAD	400,000	770	862,500	1,320
20	BILAL GANJ & ADJOINING ABADIES	410,000	770	900,000	1,320
21	BILAL GANJ (KABARI MARKET)	0	770	1,080,000	1,320
22	BIRD WOOD ROAD	0	770	870,000	1,320
23	BULL ROAD	0	770	1,030,000	1,320
24	BUND PAAR (WESTERN SIDE)	140,000	770	450,000	1,320
25	BUND ROAD SAGGIAN TO TOLL PLAZA	330,000	770	740,000	1,320
26	CANAL BANK BOTH SIDE FALLING IN DGBT	690,000	770	1,550,000	1,320
27	CAPTAIN JAMAL ROAD	425,000	770	950,000	1,320
28	CHAK JIA MUSA	400,000	770	850,000	1,320
29	JIA MUSA BUND PAR	155,000	770	460,000	1,320
30	CHAK KOT BEGUM BUND PAR	155,000	770	460,000	1,320
31	CHAMBER LANE ROAD	0	770	1,250,000	1,320

32	CHATTER JEE ROAD	0	770	1,250,000	1,320
33	CHOHAN PARK	315,000	770	740,000	1,320
34	CHOHAN PARK ROAD	0	770	800,000	1,320
35	CHUBURJI CHOWK	0	770	2,100,000	1,320
36	CHUBURJI PARK	370,000	770	900,000	1,320
37	CHUBURJI PARK (NEW)	370,000	770	900,000	1,320
38	CHURCH ROAD	0	770	970,000	1,320
39	CIRCULAR ROAD	0	770	2,400,000	1,320
40	COOPER ROAD	0	770	1,900,000	1,320
41	COURT ROAD	450,000	770	1,300,000	1,320
42	COURT STREET	0	770	970,000	1,320
43	DAHNI RAM ROAD	775,000	770	2,400,000	1,320
44	DANPUR LANE	525,000	770	1,200,000	1,320
45	DATA GUNJ BAKSH ROAD	460,000	770	1,000,000	1,320
46	DAVIS ROAD	0	770	2,500,000	1,320
47	DAVIS ROAD BACKSIDE	0	770	2,000,000	1,320
48	DAVIS ROAD STREETS	460,000	770	1,000,000	1,320
49	DAVREND ROAD	460,000	770	1,250,000	1,320
50	DEVMAJ ROAD	340,000	770	800,000	1,320
51	DHOOP SARI	290,000	770	800,000	1,320
52	DIL MUHAMMAD ROAD	570,000	770	1,200,000	1,320
53	DIL KUSHA ROAD	325,000	770	720,000	1,320
54	DOHBI MANDI	325,000	770	970,000	1,320
55	EDGERTON ROAD BACK	0	770	2,100,000	1,320
56	EDGERTON ROAD FRONT	0	770	3,200,000	1,320
57	EDWARD ROAD	780,000	770	1,200,000	1,320
58	EMPRESS ROAD BACK	765,000	770	2,600,000	1,320
59	EMPRESS ROAD FRONT	800,000	770	3,300,000	1,320
60	FANE ROAD	620,000	770	1,300,000	1,320
61	FARID COURT ROAD	785,000	770	1,200,000	1,320
62	FARID COURT STREETS	450,000	770	970,000	1,320
63	FATEH SHER ROAD	470,000	770	1,200,000	1,320
64	FAZLIA COLONY	440,000	770	1,000,000	1,320

65	FEROZEPUR ROAD (KACHA)	460,000	770	1,150,000	1,320
66	FEROZEPUR ROAD (MOZANG CHUNGI TO SHAMA CHOWK)	0	770	2,500,000	1,320
67	FEROZEPUR ROAD (SHAMA CHOWK TO CANAL BANK)	0	770	2,600,000	1,320
68	FIRDOUS PARK	325,000	770	780,000	1,320
69	FLEMMING ROAD	585,000	770	1,200,000	1,320
70	GANPAT ROAD	470,000	770	1,500,000	1,320
71	GILLANI PARK NEAR BILAL GUNJ	320,000	770	900,000	1,320
72	GOLDING ROAD	520,000	770	900,000	1,320
73	GOLF ROAD	1,125,000	770	1,350,000	1,320
74	GAWALMANDI	440,000	770	1,430,000	1,320
75	GULSHAN RAVI	590,000	770	1,380,000	1,320
76	GUNJA KALAN & ADJOINING ABADIES	300,000	770	740,000	1,320
77	GUNJA KALAN (WESTERN SIDE)	125,000	770	400,000	1,320
78	HABIB GUNJ	320,000	770	900,000	1,320
79	HALL ROAD	1,450,000	770	3,500,000	1,320
80	HOSPITAL ROAD	0	770	1,000,000	1,320
81	HUSSAIN STREETS ICHRA	0	770	1,100,000	1,320
82	IBRAHIM ROAD	325,000	770	1,000,000	1,320
83	ICHRA & ADJOINING ABADIES	510,000	770	1,200,000	1,320
84	ISLAM GUNJ (NEAR BILAL GUNJ)	330,000	770	840,000	1,320
85	ISLAMIA PARK (POONCH ROAD)	400,000	770	900,000	1,320
86	ISLAMPURA	410,000	770	1,000,000	1,320
87	ITTEFAQ COLONY SANDA	375,000	770	780,000	1,320
88	JAIL ROAD	0	770	3,100,000	1,320
89	JAIL ROAD (KACHA)	700,000	770	1,800,000	1,320
90	JAIL ROAD ADJOINING ABADIES	550,000	770	1,300,000	1,320
91	JIA MUSA FALLING IN DGB TOWN	330,000	770	630,000	1,320
92	JOY SHAH	330,000	770	720,000	1,320
93	KACHERY ROAD	600,000	770	1,400,000	1,320
94	KAMAL GUNJ NEAR BILAL GUNJ	345,000	770	810,000	1,320
95	KARIM PARK	348,750	770	690,000	1,320
96	KASHMIR ROAD BACK	0	770	1,800,000	1,320
97	KASHMIR ROAD FRONT	0	770	2,400,000	1,320

98	KASUR PURA	330,000	770	850,000	1,320
99	LAHORE ROAD	425,000	770	1,050,000	1,320
100	LAKE ROAD	600,000	770	1,240,000	1,320
101	LANDA BAZAR	0	770	1,840,000	1,320
102	LANDA BAZAR & ADJOINING ABADIES	460,000	770	1,840,000	1,320
103	LAWRENCE ROAD	760,000	770	1,250,000	1,320
104	LOWER MALL	800,000	770	1,500,000	1,320
105	LYTON ROAD	675,000	770	2,400,000	1,320
106	MACLAGAN ROAD	0	770	1,200,000	1,320
107	McLEOD ROAD	0	770	2,240,000	1,320
108	MAIN BUND ROAD (BOTH SIDES)	0	770	1,230,000	1,320
109	MOZANG	510,000	770	1,600,000	1,320
110	MALI PURA	425,000	770	700,000	1,320
111	MALL ROAD (PMG CHOWK TO CANAL)	0	770	4,100,000	1,320
112	MANZOOR PARK & ADJOINING ABADIES	340,000	770	720,000	1,320
113	MASSON ROAD	660,000	770	1,300,000	1,320
114	MELLA RAM ROAD (BHATI GATE)	540,000	770	1,150,000	1,320
115	MISSION ROAD	580,000	770	1,600,000	1,320
116	MOHALLAH DAR-UL-SHAKOOH (LANDA BAZAR)	550,000	770	1,600,000	1,320
117	MONTGOMERY ROAD	0	770	2,700,000	1,320
118	MOZANG NEW	460,000	770	1,200,000	1,320
119	MOZANG ROAD	560,000	770	1,300,000	1,320
120	MUHAMMADI PARK	330,000	770	740,000	1,320
121	MULTAN ROAD (CHOWK CHUBURGI TO YATEEM KHANA)	570,000	770	1,265,000	1,320
122	MURLIDHAR ROAD	440,000	770	1,150,000	1,320
123	NABHA ROAD OLD ANARKALI	0	770	1,782,000	1,320
124	NADEEM PARK SANDA	320,000	770	851,000	1,320
125	NAPIER ROAD	0	770	977,500	1,320
126	NASEER UD DIN ROAD	440,000	770	1,000,000	1,320
127	NATIONAL PARK / TOWN SANDA	330,000	770	940,000	1,320
128	NAULAKHA & ADJOINING ABADIES	440,000	770	1,250,000	1,320
129	NAULAKHA BAZAR	0	770	1,800,000	1,320
130	NAWANKOT	425,000	770	1,050,000	1,320

131	NICHLSON ROAD	630,000	770	1,790,000	1,320
132	NICHOLSON ROAD STREET	440,000	770	1,150,000	1,320
133	NILA GUMBAD	0	770	2,400,000	1,320
134	NISBAT ROAD	0	770	1,300,000	1,320
135	NISHTER ROAD (BOTH SIDES)	0	770	3,600,000	1,320
136	OUTFALL ROAD	360,000	770	1,150,000	1,320
137	PAISA AKHBAR ANARKALI	0	770	1,185,000	1,320
138	PANJ MAHAL ROAD (SHISH MAHAL)	560,000	770	1,150,000	1,320
139	PREM NAGAR MAUZA RAJ GARH	370,000	770	800,000	1,320
140	PATIALA GROUND	660,000	770	1,700,000	1,320
141	POONCH ROAD CHUBURJI TO GANDA NALA	450,000	770	1,250,000	1,320
142	QADIR COLONY SANDA	325,000	770	740,000	1,320
143	QAZALBASH ROAD	0	770	1,320,000	1,320
144	QILA GUJAR SING & ADJOINING ABADIES	450,000	770	1,300,000	1,320
145	QILA HAKEEMAN	360,000	770	720,000	1,320
146	QUEENS ROAD	675,000	770	2,400,000	1,320
147	RACE COURSE ROAD	0	770	1,840,000	1,320
148	RAILWAY ROAD	585,000	770	1,280,000	1,320
149	RAJ GARH & ADJOINING ABADIES	345,000	770	1,100,000	1,320
150	RAJ GARH (OLD RIFLE RANGE)	345,000	770	1,000,000	1,320
151	RAJ GARH ROAD	450,000	770	1,250,000	1,320
152	RAJGARH MAIN BAZAR	0	770	1,100,000	1,320
153	RATAN CHAND ROAD	550,000	770	1,100,000	1,320
154	RATTIGUN ROAD	425,000	770	950,000	1,320
155	RAVI COLONY	425,000	770	1,000,000	1,320
156	RAVI ROAD	0	770	1,700,000	1,320
157	RAVI ROAD (KACHA)	330,000	770	940,000	1,320
158	REHMAN (STREETS)	630,000	770	1,900,000	1,320
159	REWAZ GARDEN	550,000	770	1,200,000	1,320
160	ROBERT ROAD	525,000	770	980,000	1,320
161	ROYAL PARK	0	770	1,400,000	1,320
162	SAADI PARK (MOZANG)	410,000	770	900,000	1,320
163	SANDA KALAN & ADJOINING ABADIES	340,000	770	920,000	1,320

164	SANDA KHURD & ADJOINING ABADIES	340,000	770	730,000	1,320
165	SANDA KHURD / KALAN (WESTERN SIDE ACROSS BUND)	170,000	770	470,000	1,320
166	SANDA ROAD	0	770	1,050,000	1,320
167	SANT NAGAR	340,000	770	900,000	1,320
168	SARAI SULTAN	440,000	770	950,000	1,320
169	SHADMAN	740,000	770	1,900,000	1,320
170	SHAFIQUE ABAD	340,000	770	780,000	1,320
171	SHAH JAMAL & ADJOINING ABADIES	530,000	770	1,350,000	1,320
172	SHAM NAGAR	430,000	770	1,050,000	1,320
173	SHAMAS NAGAR	350,000	770	920,000	1,320
174	SHAMS QADRI GOR PATIALA HOUSE & ADJOINING ABADIES	450,000	770	970,000	1,320
175	SHEESH MAHAL (MAUZA)	330,000	770	750,000	1,320
176	SHEESH MAHAL ROAD	480,000	770	1,150,000	1,320
177	SHERA KOT	420,000	770	860,000	1,320
178	SHERA KOT WESTERN SIDE ACROSS BUND	175,000	770	480,000	1,320
179	TEGOOR PARK	520,000	770	1,200,000	1,320
180	TEMPLE ROAD	800,000	770	1,400,000	1,320
181	THORNTON ROAD	0	770	950,000	1,320
182	TURNER ROAD	0	770	1,150,000	1,320
183	URDU BAZAR	1,000,000	770	1,900,000	1,320
184	USMAN GUNJ (BILAL GUNJ)	360,000	770	800,000	1,320
185	WARIS ROAD	685,000	770	1,700,000	1,320
186	ZAILDAR PARK & ADJOINING	550,000	770	1,200,000	1,320
187	MOHNI ROAD (BILAL GUNJ)	475,000	770	980,000	1,320

(CAPT. (R) MUHAMMAD ANWAR-UL-HAQ)
COLLECTOR, DISTRICT LAHORE

VALUATION TABLE URBAN GULBERG TOWN

	Residential 2018-19	Commercial 2018-19
--	---------------------	--------------------

#	AREA	Open Plot Per Marla	Constructed property per sqft	Open Plot Per Marla	Constructed property per sqft
1	ACHANT GARH	456,000	880	912,000	1430
2	ALLAMA IQBAL ROAD	528,000	880	1,176,000	1430
3	AZIZ AVENUE GULBERG	744,000	880	960,000	1430
4	BAHAR COLONY (KOT LAKHPAT)	300,000	880	1,152,000	1430
5	BASTI SAIDAN SHAH	456,000	880	1,104,000	1430
6	BHABRA (ABADI)	456,000	880	996,000	1430
7	BIBI PAK DAMAN (GHARI SHAHU)	408,000	880	960,000	1430
8	CANAL BANK ROAD BOTH SIDE ICHRA BRIDGE TO DOCTORS HOSPITAL	840,000	880	1,440,000	1430
9	CANAL BANK ROAD BOTH SIDE FALLING IN GULBERG TOWN	840,000	880	1,440,000	1430
10	CANAL PARK (GULBERG)	468,000	880	960,000	1430
11	DARS BARY MIAN	300,000	880	648,000	1430
12	DARS ROAD	420,000	880	816,000	1430
13	DAVIS ROAD	2,160,000	880	2,400,000	1430
14	EDGERTON ROAD FRONT	2,940,000	880	3,240,000	1430
15	EDGERTON ROAD OFF	2,016,000	880	2,220,000	1430
16	EMPRESS ROAD FRONT	2,940,000	880	3,240,000	1430
17	EMPRESS ROAD OFF	840,000	880	2,400,000	1430
18	FAISAL TOWN	696,000	880	1,416,000	1430
19	FAISAL TOWN MAIN BOULEVARD	1,500,000	880	1,740,000	1430
20	FEROZEPUR ROAD (CANAL BANK TO KALMA CHOWK) BOTH SIDES	2,280,000	880	2,520,000	1430
21	FERZOEPUR ROAD (KALMA CHOWK TO KOT LAKHPAT PHATTAK)	1,080,000	880	2,100,000	1430
22	FRUIT MARKET KOT LAKHPAT	-	880	1,440,000	1430
23	G.T. ROAD FALLING IN GULBERG TOWN	528,000	880	900,000	1430
24	GANDHI PARK (GULBERG)	564,000	880	1,440,000	1430
25	GARDEN TOWN (BARKAT MARKET)	-	880	2,340,000	1430
	GARDEN TOWN (KHALID MARKET)	-	880	1,920,000	1430
27	GARDEN TOWN (MAIN BOULEVARD KALMA CHOWK TO Y JUNCTION)	1,644,000	880	2,016,000	1430
28	GARDEN TOWN BLOCKS	648,000	880	1,860,000	1430
29	GARDEN TOWN CIVIC CENTER	-	880	2,280,000	1430
30	GARHI SHAHU	468,000	880	1,080,000	1430
31	GHALIB MARKET (GULBERG)	-	880	2,340,000	1430

32	GOPAL NAGAR	360,000	880	1,080,000	1430
33	GOVT. EMPLOYEES COOP SOCIETY	432,000	880	1,176,000	1430
34	GURUMANGAT	432,000	880	900,000	1430
35	GURUMANGAT ROAD	-	880	1,680,000	1430
36	GULBERG FIRDOUS MARKET	-	880	2,376,000	1430
37	GULBERG I, II, III, IV & V	768,000	880	2,220,000	1430
38	GULBERG INDUSTRIAL AREA	-	880	900,000	1430
39	GULBERG LIBERTY MARKET	-	880	4,320,000	1430
40	GULBERG M.M. ALAM ROAD	-	880	3,480,000	1430
41	GULBERG MAIN BOULEVARD	1,380,000	880	4,200,000	1430
42	GULBERG MAIN MARKET	-	880	3,000,000	1430
43	GULBERG ROADS	1,200,000	880	2,640,000	1430
44	GULBERG STADIUM ROAD	756,000	880	2,136,000	1430
45	GULBERG ZAHOR ELAHI ROAD	828,000	880	2,136,000	1430
46	HABIB ULLAH ROAD (GARI SHAHU)	432,000	880	876,000	1430
47	JAIL ROAD	-	880	3,240,000	1430
48	KOT LAKHPAT INDUSTRIAL AREA	-	880	1,008,000	1430
49	KOT LAKHPAT	408,000	880	732,000	1430
50	LIAQAT ABAD MAIN BAZAR	780,000	880	900,000	1430
51	LIAQAT ABAD	276,000	880	540,000	1430
52	MAKKA COLONY (GULBERG)	384,000	880	1,020,000	1430
53	MAULANA SHAUKAT ALI ROAD	-	880	1,500,000	1430
54	MIAN MIR	468,000	880	1,260,000	1430
55	MODEL TOWN EXTENSION	456,000	880	1,320,000	1430
56	MODEL TOWN EXTENSION (MAIN / DOUBLE ROADS)	600,000	880	1,536,000	1430
57	MODEL TOWN EXTENSION LDA FLATS	408,000	880	912,000	1430
58	MODEL TOWN LINK ROAD	-	880	3,300,000	1430
59	MODEL TOWN OLD	576,000	880	1,440,000	1430
60	MODEL TOWN OLD (MAIN / DOUBLE ROADS)	780,000	880	1,980,000	1430
61	MUGHAL PURA ROAD	372,000	880	720,000	1430
62	MUHAMMAD NAGAR	444,000	880	1,080,000	1430
63	MUMTAZ STREET GARHI SHAHU	444,000	880	1,080,000	1430
64	NABI PURA (GULBERG)	300,000	880	1,080,000	1430

65	NAWAZ SHARIF COLONY (NEAR MODEL TOWN COURTS)	300,000	880	696,000	1430
66	NICHOLSON ROAD	696,000	880	1,752,000	1430
67	PECO ROAD (PHATAK TO AKBER CHOWK)	-	880	1,320,000	1430
68	PINDI RAJPUTAN	372,000	880	744,000	1430
69	QILA GUJJAR SINGH	528,000	880	1,440,000	1430
70	QAZLBASH ROAD	-	880	1,416,000	1430
71	SAHOWARI	348,000	880	600,000	1430
72	SCOTCH CORNER	468,000	880	1,104,000	1430
73	SHABBIR USMANI ROAD FROM Y JUNCTION TO SHAUKAT ALI ROAD	-	880	1,320,000	1430
74	SUNDER DAS / AITCHISON ROAD	828,000	880	996,000	1430
75	THEY ZAILDARAN GULBERG	456,000	880	1,440,000	1430
76	UPPER MALL ROAD	864,000	880	1,920,000	1430
77	UPPER MALL SCHEME	864,000	880	2,016,000	1430
78	WAZIR ALI ROAD	-	880	1,224,000	1430
79	ZAFAR ALI ROAD	1,020,000	880	2,340,000	1430
80	ZAILDAR PARK (ICHHRA)	588,000	880	1,290,000	1430
81	ZAMAN PARK	612,000	880	1,296,000	1430
82	GULBERG LIBERTY MARKET BACK SIDE	-	880	3,120,000	1430
83	GULBERG KASURI ROAD	1,680,000	880	2,880,000	1430
84	GULBERG HALI ROAD	1,200,000	880	2,520,000	1430
85	GULBERG MAIN MARKET BACK SIDE	-	880	2,400,000	1430
86	PECO ROAD (PECO MOR TO AKBAR CHOWK)	-	880	1,800,000	1430
87	AL FATEH LANE (BEHIND HKB)	-	880	3,000,000	1430

(CAPT. (R) MUHAMMAD ANWAR-UL-HAQ)
COLLECTOR, DISTRICT LAHORE

VALUATION TABLE URBAN ALLAMA IQBAL TOWN

	Residential 2018-19	Commercial 2018-19
--	---------------------	--------------------

#	AREA	Open Plot Per Marla	Constructed property per sqft	Open Plot Per Marla	Constructed property per sqft
1	ABDALIAN COOP SOCIETY	430,000	880	900,000	1,430
2	ABADI MUSALA MOUZA MUSALA	160,000	880	350,000	1,430
3	ABID GARDEN ABADI MUSALA	280,000	880	560,000	1,430
4	ADJOINING CANAL BANK ALL SOCIETY MOUZA KANJARAN	440,000	880	900,000	1,430
5	ADJOINING CANAL BANK ALL SOCIETY IN SHAHPUR KHANPUR	450,000	880	850,000	1,430
6	AGRICHES COOP SOCIETY	320,000	880	600,000	1,430
7	AHBAB COLONY	200,000	880	280,000	1,430
8	AHMAD SCHEME NIAZ BAIG	290,000	880	500,000	1,430
9	AHMAD NAGAR KATCHI KOTHI	310,000	880	500,000	1,430
10	AITCHISON COLLEGE COOP SOCIETY	340,000	880	500,000	1,430
11	AJODIAPUR	360,000	880	650,000	1,430
12	AJODIAPUR ALL SOCIETIES & TOWNS IN AJODIAPUR	430,000	880	750,000	1,430
13	AL HAJJAJ COOP SOCIETY	310,000	880	520,000	1,430
14	ALHAMD PARK NIAZ BEG	310,000	880	520,000	1,430
15	ALI PARK NIAZ BEG	310,000	880	580,000	1,430
16	ALI RAZA ABAD	310,000	880	550,000	1,430
17	ALL SOCIETIES & TOWN IN RAKH KHAMBA	280,000	880	500,000	1,430
18	ALL SOCIETIES & TOWNS IN AMAR KOT	400,000	880	600,000	1,430
19	ALL SOCIETIES & TOWN IN MOUZA JULIANA	250,000	880	600,000	1,430
20	ALL SOCIETIES AND TOWN IN KHAMBA	230,000	880	500,000	1,430
21	ALL TOWN & SOCIETIES IN MOHLANWAL	230,000	880	420,000	1,430
22	AMAR KOT	200,000	880	330,000	1,430
23	AWAN TOWN	330,000	880	650,000	1,430
24	AWIASIA COOP SOCIETY	280,000	880	600,000	1,430
25	AZAM GARDEN	330,000	880	620,000	1,430
26	BADAR PURA	320,000	880	500,000	1,430
27	BAHRIA TOWN ALL SECTORS	480,000	880	1,050,000	1,430
28	BAKAR MANDI	460,000	880	900,000	1,430
29	BHAIGILL ALL SOCIETIES	250,000	880	750,000	1,430
30	BHULA GARI	310,000	880	520,000	1,430
31	BOR SOCIETY	410,000	880	880,000	1,430

32	BUND ROAD MOTORWAY CHOWK TO CHOWK YATEEM KHANA	0	880	1,600,000	1,430
33	CAMPUS VIEW TOWN (Muhammad Sultanabad, Jogeen Pura)	380,000	880	680,000	1,430
34	CANAL BANK ROAD NEAR TWO SIDE CAMPUS TO THOKAR	550,000	880	1,350,000	1,430
35	CANAL BREEZE SOCIETY	330,000	880	570,000	1,430
36	CANAL BURG SOCIETY	430,000	880	840,000	1,430
37	CANAL VIEW	450,000	880	880,000	1,430
38	CANAL VIEW SOCIETY	500,000	880	900,000	1,430
39	CHAK MOZANG	380,000	880	880,000	1,430
40	CHAK MOZANG ALL SOCIETIES	420,000	880	880,000	1,430
41	CHUNG PUNJGRAIN	260,000	880	450,000	1,430
42	CHUNG PUNJGRAIN ALL SOCIETIES	380,000	880	570,000	1,430
43	DEENA NATH AMAR KOT	150,000	880	280,000	1,430
44	DHANA SINGHWALA	350,000	880	720,000	1,430
45	DHANA SINGHWALA ALL SOCIETIES	390,000	880	720,000	1,430
46	DHOLANWAL	360,000	880	540,000	1,430
47	DOCTOR SOCIETY	420,000	880	720,000	1,430
48	DUBANPUR ABADI	250,000	880	460,000	1,430
49	EDUCATION TOWN	310,000	880	460,000	1,430
50	EME SOCIETY	510,000	880	1,150,000	1,430
51	ENGINEER UNIVERSITY COOP SOCIETY LIMITED	250,000	880	450,000	1,430
52	ENGINEERS COOP SOCIETY	300,000	880	450,000	1,430
53	G.C.P COOP SOCIETY LTD	430,000	880	850,000	1,430
54	GHULAM GHOSE WALA	170,000	880	340,000	1,430
55	GHULAM GHOSE WALA AND SOCIETIES AND TOWNS	280,000	880	510,000	1,430
56	GOPAY RAI	170,000	880	430,000	1,430
57	GOSHA AHBAB PHASE I & II	310,000	880	620,000	1,430
58	GOSHA AHBAB PHASE III	290,000	880	550,000	1,430
59	GOVT OFFICERS COOP SOCIETY LIMITED	250,000	880	590,000	1,430
60	GREEN FORTRESS PHASE I II	370,000	880	750,000	1,430
61	GREEN FORTRESS PHASE III	320,000	880	600,000	1,430
62	HAMEED PARK CHAK MOZANG	420,000	880	900,000	1,430
63	HANJARWAL	300,000	880	500,000	1,430

64	HANJARWAL ALL SOCIETIES & TOWN	300,000	880	500,000	1,430
65	HASSAN TOWN	330,000	880	650,000	1,430
66	IQBAL AVENUE	420,000	880	750,000	1,430
67	JALAL PARK NIAZ BEG	290,000	880	510,000	1,430
68	JHUGIAN NAGARA	250,000	880	550,000	1,430
69	JHUGIAN SHAHAB DIN	330,000	880	680,000	1,430
70	JUBILEE TOWN	250,000	880	460,000	1,430
71	JOGEEN PURA	380,000	880	690,000	1,430
72	JOHAR TOWN	550,000	880	1,100,000	1,430
73	JOHAR TOWN MAIN ROADS	600,000	880	1,300,000	1,430
74	JUDICIAL COLONY	300,000	880	680,000	1,430
75	KAKE ZAE	280,000	880	520,000	1,430
76	KANJRA	320,000	880	600,000	1,430
77	KATAR BUND ROAD	260,000	880	500,000	1,430
78	KHADIJA PARK	230,000	880	500,000	1,430
79	KHALIQ ABAD	320,000	880	510,000	1,430
80	KHAMBA	200,000	880	340,000	1,430
81	KHARAK	270,000	880	500,000	1,430
82	KIBIRIA TOWN	310,000	880	520,000	1,430
83	KOT KAMBOH	320,000	880	560,000	1,430
84	KOT MOHAMMADI	310,000	880	520,000	1,430
85	LALAZAR COLONY AND JUDICIAL COOP SOCIETY	260,000	880	450,000	1,430
86	LALAZAR MARKET	0	880	750,000	1,430
87	LDA AVENUE-I	250,000	880	410,000	1,430
88	LDA EMPLOYEES COOP SOCIETY LIMITED	240,000	880	410,000	1,430
89	MAIN BAZAR CHUNG	0	880	680,000	1,430
90	MAIRA GHAR FLATS ALI RAZA ABAD & AHMAD NAGAR	370,000	880	600,000	1,430
91	MANSOORA	350,000	880	540,000	1,430
92	MANZOOR PARK ALONGWITH COLONIES	350,000	880	550,000	1,430
93	MARAKA	150,000	880	320,000	1,430
94	MARGAZAR COLONY	270,000	880	550,000	1,430
95	MATEEN AVENUE	350,000	880	500,000	1,430

96	MEHNDIPUR	105,000	880	150,000	1,430
97	MIRAJ PARK (KHARAK)	410,000	880	700,000	1,430
98	MOHAFIZ TOWN	320,000	880	510,000	1,430
99	MOHLANWAL	170,000	880	280,000	1,430
100	MOULANA SHAUKAT ALI ROAD	0	880	1,550,000	1,430
101	MUHAMMAD SULTANBAD	370,000	880	700,000	1,430
102	MULTAN ROAD CHUNGI TO THOKAR	550,000	880	1,150,000	1,430
103	MULTAN ROAD THOKAR TO MANGA MANDI	0	880	730,000	1,430
104	MUREEDWAL	260,000	880	700,000	1,430
105	MUSTAFA TOWN (NIAZ BEG) JURISDICTION IN IQBAL TOWN	350,000	880	650,000	1,430
106	NASIR ABAD	180,000	880	360,000	1,430
107	NAWAB TOWN (RAKH KHAMBA)	330,000	880	560,000	1,430
108	NESPAK SCHEME	330,000	880	480,000	1,430
109	N.F.C EMPLOYEES COOP SOCIETY	320,000	880	510,000	1,430
110	NIAZ BEG	260,000	880	470,000	1,430
111	NIAZ BEG ALL SOCIETIES	300,000	880	500,000	1,430
112	NISHEMAN IQBAL SOCIETY	420,000	880	750,000	1,430
113	OVERSEAS SOCIETY	410,000	880	780,000	1,430
114	PAKISTAN ELECTION COMMISSION EMPLOYEES COOP SOCIETY	280,000	880	500,000	1,430
115	PAKISTAN EXPATRIATES COOP SOCIETY (VALENCIA TOWN)	480,000	880	780,000	1,430
116	PAKISTAN RAJPUT SOCIETY	430,000	880	590,000	1,430
117	PAKISTAN TECHNOCRAT COOP SOCIETY	340,000	880	660,000	1,430
118	PAKKI THATHI & ADJOINING ABADIES WEST SIDE	450,000	880	1,150,000	1,430
119	PASCO EMPLOYEES SOCIETY	460,000	880	670,000	1,430
120	PCSIR SOCIETY PHASE I	530,000	880	900,000	1,430
121	PCSIR SOCIETY PHASE II	500,000	880	750,000	1,430
121	PCSIR SOCIETY PHASE III	500,000	880	750,000	1,430
122	PECO ROAD PHATAK TO GANDA NALA	0	880	1,200,000	1,430
123	PECO COLONY NIAZ BAIG	280,000	880	480,000	1,430
124	P.I.A SOCIETY	430,000	880	1,000,000	1,430
125	PUNJAB GOVT. COOP SOCIETY LIMITED	370,000	880	610,000	1,430
126	PUNJAB UNIVERSITY TOWN	290,000	880	510,000	1,430

127	RAIL TOWN	290,000	880	490,000	1,430
128	RAILWAY ROAD RAIWIND	410,000	880	720,000	1,430
129	RAIWIND MAIN BAZAR	0	880	820,000	1,430
130	RAIWIND (INSIDE TOWN COMMITTEE)	170,000	880	390,000	1,430
131	RAIWIND KASUR ROAD	230,000	880	620,000	1,430
132	RAIWIND MAIN MARKET ADJOINING MARKETS	0	880	790,000	1,430
133	RAIWIND MANGA ROAD	210,000	880	340,000	1,430
134	RAIWIND OUT SIDE COMMITTEE UC148 TO 149	100,000	880	150,000	1,430
135	RAIWIND ROAD (CHOWK AVENUE-I TO PHATAK OUTSIDE RAIWIND)	620,000	880	700,000	1,430
136	RAIWIND ROAD BHOBATIAN TO RAIWIND	240,000	880	580,000	1,430
137	RAIWIND ROAD MAIN (THOKAR CHOWK TO BHOBATIAN)	320,000	880	600,000	1,430
138	RAIWIND SUNDAR ROAD	200,000	880	340,000	1,430
139	RAJPUT SCHEME	290,000	880	500,000	1,430
140	RAKH KHAMBA	180,000	880	370,000	1,430
141	RANA TOWN	310,000	880	500,000	1,430
142	RASOOLPURA NIAZ BAIG	250,000	880	520,000	1,430
143	REVENUE EMPLOYEES COOP SOCIETY	350,000	880	590,000	1,430
144	SABZAZAR SCHEME	460,000	880	900,000	1,430
145	SAIDPUR	350,000	880	650,000	1,430
146	SAIDPUR IQBAL TOWN SIDE	330,000	880	560,000	1,430
147	SAMANZAR SOCIETY (Ajodiapur)	430,000	880	950,000	1,430
148	SAMSANI ROAD	370,000	880	600,000	1,430
149	SATTOKATLA	360,000	880	800,000	1,430
150	SHADAY WAL	230,000	880	410,000	1,430
151	SHAH SHARIF / KALAN MORE	260,000	880	950,000	1,430
152	SHAHPUR KHANPUR	240,000	880	450,000	1,430
153	KHAYABAN JINNAH TO RAIWIND ROAD BOTH SIDE	520,000	880	1,050,000	1,430
154	SHER SHAH TOWN	130,000	880	210,000	1,430
155	STATE INTER PRIZE SOCIETY	280,000	880	570,000	1,430
156	SUI NORTHEN GAS OFFICERS COOP SOCIETY	210,000	880	410,000	1,430
157	SUKH CHAIN SOCIETY	400,000	880	630,000	1,430
158	SULTAN TOWN	360,000	880	630,000	1,430


159	SULTANPURA	170,000	880	250,000	1,430
160	SUN FLOWER SCHEME	350,000	880	740,000	1,430
161	SUNNY VIEW COOP SOCIETY	250,000	880	400,000	1,430
162	SUPER MARKET (THOKAR AND KING MARKET)	0	880	900,000	1,430
163	TANVEER PARK	340,000	880	860,000	1,430
164	TECH SOCIETY	500,000	880	960,000	1,430
165	THOKAR TO SHAUKAT KHANUM	520,000	880	1,050,000	1,430
166	TOUHEED PARK	360,000	880	850,000	1,430
167	TOWNSHIP INDUSTRIAL AREA (QUAID E AZAM TOWN)	0	880	770,000	1,430
168	TOWNSHIP SCHEME	460,000	880	770,000	1,430
169	TRICON VILLAGE (CHUNG PUNJGRAN)	470,000	880	900,000	1,430
170	UMAR GARDEN	360,000	880	700,000	1,430
171	WAPDA TOWN	440,000	880	840,000	1,430
172	WARIS COLONY NIAZ BEG	360,000	880	670,000	1,430
173	WESTWOOD COLONY	370,000	880	780,000	1,430
174	COLLEGE ROAD	0	880	1,250,000	1,430
175	DEFENCE ROAD BHOBIAN TO MOHLANWAL MULTAN ROAD	250,000	880	500,000	1,430
176	SHER SHAH MAIN ROAD DUBAI TOWN TO EDEN / PUBLIC HEALTH	310,000	880	570,000	1,430
177	SHOUKAT KHANAM HOSPITAL TO WAPDA TOWN ROUND ABOUT	0	880	1,350,000	1,430
178	WAPDA TOWN ROUND ABOUT TO AL JANNAT MARRIAGE HALL MOLANA	0	880	1,150,000	1,430
179	SHOUQ CHOWK SHAHRA-E-FIRDOSI TO ALLAH HOU CHOWK TO SHOUKAT KHANAM HOSPITAL	0	880	1,150,000	1,430
180	AKBAR CHOWK TO GOVT. EMPLOYEES SOCIETY PECO ROAD TOWNSHIP SIDE	0	880	1,320,000	1,430
181	ALI TOWN NIAZ BEG	310,000	880	510,000	1,430
182	MOUZA BHALIYE GILL	110,000	880	160,000	1,430
183	PUNJAB GOVT. SERVANT HOUSING FOUNDATION (PGSHF)	240,000	880	370,000	1,430
184	MOUZA JHALIYANA	150,000	880	180,000	1,430
185	GOVT. EMPLOYEES COOP HOUSING SOCIETY PECO ROAD TOWNSHIP	390,000	880	900,000	1,430
186	AIR LINE SOCIETY MOUZA RAKH KHAMBA	340,000	880	600,000	1,430
187	ARCHITECT HOUSING SOCIETY	340,000	880	590,000	1,430
188	SEGAL ESTATE	400,000	880	780,000	1,430

189	L.C.C.I HOUSING SOCIETY	310,000	880	520,000	1,430
190	AI MADINA ROAD / MAIN MARKET TOWNSHIP	0	880	1,150,000	1,430
191	AABPARA HOUSING SOCEITY (KANJRA)	330,000	880	590,000	1,430
192	ABID TOWN (JOGREENPURA)	380,000	880	680,000	1,430
193	AL-JANAAT HOUSE SCHEME (RAKH KHAMBA)	280,000	880	520,000	1,430
194	AL-KARAM CITY (MANGA MANDI / MANGA OTHAR)	140,000	880	260,000	1,430
195	AYUBIA TOWN (MUHAMMAD SULTANABAD)	380,000	880	700,000	1,430
196	CHOWK YATEEM KHANA TO MULTAN CHUNGI OPP IQBAL TOWN SIDE	650,000	880	1,100,000	1,430
197	COLLEGE TEACHER SOCIETY (AJODIAPUR)	420,000	880	800,000	1,430
198	DUBAI GARDEN (MANGA MANDI / MANGA OTHAR)	140,000	880	260,000	1,430
199	EDEN DEVELOPERS PVT. (RAKH KHAMBA)	280,000	880	520,000	1,430
200	EDEN VALUE HOMES (SHAHPUR KHANPUR)	230,000	880	450,000	1,430
201	FAISAL GARDEN (AJODIAPUR)	410,000	880	820,000	1,430
202	GOVERNMENT SUPERIOR SERVICES (MARAKA)	170,000	880	320,000	1,430
203	GULSHAN MUSTAFA SCHEME (AJODIAPUR)	400,000	880	800,000	1,430
204	ITFIAQ TOWN (NIAZ BEG)	290,000	880	500,000	1,430
205	JAFFAR TOWN (RAKH KHAMBA)	260,000	880	520,000	1,430
206	JOHAR VILLAS (DHAN SINGH WALA)	350,000	880	600,000	1,430
207	JURIST HOMES (SHAHPUR KHANPUR)	230,000	880	400,000	1,430
208	KAMBOH COLONY (CHUNG PUNJGRAIN)	350,000	880	600,000	1,430
209	KHAYABAN E IQBAL (MANGA MANDI / MANGA OTHAR)	140,000	880	260,000	1,430
210	KHAYABAN E QUAID (NIAZ BEG)	300,000	880	500,000	1,430
211	MUZAMIL TOWN (CHUNG PUNJGRAIN)	360,000	880	600,000	1,430
212	NASHMAN RIAZ (MANGA MANDI / MANGA OTHAR)	140,000	880	260,000	1,430
213	NATIONAL INDUSTRIAL FINANCE SOCIETY (KHAMBA)	240,000	880	500,000	1,430
214	NEW BILAL TOWN (CHUNG PUNJGRAIN)	350,000	880	600,000	1,430
215	NEW LAHORE CITY (SULTANKAY / SUNDAR)	100,000	880	170,000	1,430
216	PAKISTAN ATOMIC ENERGY COMMISSION SOCIETY (MARAKA)	160,000	880	340,000	1,430
217	PAKISTAN EXPATRIATES COOPERATIVE HOUSING SOCIETY	400,000	880	740,000	1,430
218	PARK VIEW / RIVER EDGE (KANJRA)	320,000	880	550,000	1,430
219	POSTAL EMPLOYERS COOPERATIVE (JULIANA)	115,000	880	180,000	1,430
220	PUNJAB WORKERS WELFARE SOCIETY (MUSALA)	160,000	880	350,000	1,430
221	REHMANABAD (AJODHIAPUR)	400,000	880	800,000	1,430

222	RIVER REVIEW HOUSING SCHEME (RAKH KHAMBA)	260,000	880	520,000	1,430
223	SAMAN BERG (MUHAMMAD SULTANABAD / JOGEENPURA)	390,000	880	750,000	1,430
224	SUI GAS SOCIETY (CHUNG PUNJGRAIN)	350,000	880	600,000	1,430
225	WAPDA FINANCE SOCIETY (RAIWIND)	140,000	880	210,000	1,430
226	ALPHA COOPERATIVE SOCIETY	350,000	880	690,000	1,430
227	FIZZAYA HOUSING SCHEME (PHASE-II MOUZA MAL)	160,000	880	290,000	1,430
228	QASIM GARDEN RAIWIND	150,000	880	300,000	1,430
229	MUNIR GARDEN NIAZ BAIG	310,000	880	520,000	1,430
230	DAWOOD RESIDENCE JALAIANA	280,000	880	570,000	1,430
231	AL HAFIZ TOWN JHUGGIAN NAGRA	260,000	880	570,000	1,430
232	KHAYABAN-E-KHAIR UD DIN AJODIA PUR	500,000	880	1,000,000	1,430
233	NFC EMPLOYEES COOPERATIVE SOCIETY SULTANKEY	140,000	880	280,000	1,430
234	JUDICIAL EMPLOYEES SOCIETY MUSALA	280,000	880	600,000	1,430
235	NESPAK HOUSING SOCIETY MUSALA	280,000	880	600,000	1,430
236	PUNJAB WORK WELFARE MUSALA	280,000	880	600,000	1,430
237	SUNNY PARK HOUSING SCHEME RAK KHAMBA	290,000	880	580,000	1,430
238	PLANNING & DEVELOPMENT HOUSING SOCIETY P&D CHUNG	320,000	880	630,000	1,430
239	LDA MOHLANWAL SCHEME MOHLANWAL	280,000	880	570,000	1,430
240	MAIN SUA ASAL ROAD RAILWAY PHATAK RAIWIND TO HADBAST	85,000	880	115,000	1,430
241	EXPO AVENUE NIAZ BAIG	310,000	880	520,000	1,430
242	SUN FORT GARDEN RAK KHAMBA	310,000	880	520,000	1,430
243	MADINA TOWN MANGA OTAR	140,000	880	260,000	1,430
244	EDEN CANAL VILLAS	420,000	880	630,000	1,430
245	BURHAN PURA	150,000	880	350,000	1,430
246	BHAI KOT	200,000	880	400,000	1,430
247	BHUCHO KI MAJHA	150,000	880	300,000	1,430
248	FATEH SINGH WALA	175,000	880	350,000	1,430
249	JALAL PURA	175,000	880	350,000	1,430
250	MAL	200,000	880	400,000	1,430
251	NEHLA	200,000	880	400,000	1,430
252	RAKH JODHU DHEER	175,000	880	350,000	1,430
253	RAKH PAJI	175,000	880	350,000	1,430
254	SULTANKEY	175,000	880	350,000	1,430

255	SUNDAR	175,000	880	350,000	1,430
256	SHAMKEY BHATTIAN	175,000	880	350,000	1,430

**(CAPT. (R) MUHAMMAD ANWAR-UL-HAQ)
COLLECTOR, DISTRICT LAHORE**



VALUATION TABLE URBAN SAMANABAD TOWN		
	Residential 2018-19	Commercial 2018-19

#	AREA	Open Plot Per Marla	Constructed property per sqft	Open Plot Per Marla	Constructed property per sqft
1	ABADI SHAH FARIDABAD	390,000	770	1,000,000	1,320
2	AL HAMD COLONY ICCHRA	390,000	770	1,000,000	1,320
3	ALI PARK (ICHRA)	410,000	770	1,150,000	1,320
4	ALI PARK (SAMANABAD)	410,000	770	1,150,000	1,320
5	ALLAMA IQBAL TOWN (ALL BLOCKS)	680,000	770	1,970,000	1,320
6	ALLAMA IQBAL TOWN (COMMERCIAL ZONE) MOON MARKET LAHORE	0	770	2,160,000	1,320
7	AL MUMTAZ ROAD	510,000	770	1,140,000	1,320
8	AL PATGEEN ROAD (ICHRA)	510,000	770	1,380,000	1,320
9	ARIAN NAGAR (SAMANABAD) ICHRA	410,000	770	1,050,000	1,320
10	BABU SABU (GHARBI)	150,000	770	325,000	1,320
11	BABU SABU ABADI AND ADJOINING ABADI	340,000	770	820,000	1,320
12	BADAR PURA (IQBAL TOWN)	0	770	850,000	1,320
13	BAGH GUL BEGUM	425,000	770	820,000	1,320
14	BANK COLONY (SAMANABAD / PAKKI THATTI)	450,000	770	1,000,000	1,320
15	BASTAMI ROAD	470,000	770	1,140,000	1,320
16	BHADRU (WESTERN SIDE)	125,000	770	325,000	1,320
17	BHEKHEYWAL AND ADJOINING ABADI	470,000	770	1,070,000	1,320
18	CANAL BANK ROAD FALLING IN SAMANABAD TOWN	925,000	770	1,760,000	1,320
19	CHUBURJI PARK	450,000	770	900,000	1,320
20	CHUBURJI PARK (NEW)	450,000	770	900,000	1,320
21	CHAMARU PUR (WESTERN SIDE)	160,000	770	340,000	1,320
22	CHAUDHARY COLONY SAMANBAD / ICHRA	0	770	1,025,000	1,320
23	CHUBURJI CHOWK	0	770	2,100,000	1,320
24	CHRISTIAN COLONY (ICHRA)	410,000	770	1,020,000	1,320
25	CLIFTON COLONY (ICHRA)	410,000	770	1,020,000	1,320
26	COMMERCIAL ZONE GULSHAN RAVI (MOON MARKET)	1,070,000	770	1,900,000	1,320
27	DOHATA COLONY (ICHRA)	410,000	770	1,150,000	1,320
28	FAROOQ E AZAM PARK (ICHRA)	410,000	770	1,150,000	1,320
29	FATEH SHER ROAD (ICHRA)	470,000	770	1,240,000	1,320
30	FEROZE PUR ROAD (MOZANG CHONGI TO CANAL BRIDGE)	0	770	2,600,000	1,320
31	FRUIT & VEGETABLES MANDI IQBAL TOWN	0	770	1,900,000	1,320

32	GHAZALI PARK (ICHRA)	390,000	770	1,150,000	1,320
33	GHAZALI ROAD CHOWK CHAUDARY COLONY TO 2ND GOAL CHAKAR	430,000	770	1,240,000	1,320
34	GHULAM NABI COLONY (SAMANABAD) & ADJOINING ABADIES	390,000	770	1,150,000	1,320
35	GULSHAN E RAVI (ALL BLOCKS)	590,000	770	1,380,000	1,320
36	GULSHAN E RAVI MAIN BOULEVARD ROAD UPTO BUND ROAD	760,000	770	1,460,000	1,320
37	HUSSAIN STREETS ICHRA	425,000	770	1,250,000	1,320
38	ICHRA ADJOINING ABADIES	510,000	770	1,240,000	1,320
39	ICHRA MAIN BAZAAR	1,080,000	770	1,970,000	1,320
40	ICHRA ROAD ICHRA	520,000	770	1,720,000	1,320
41	ILYAS COLONY	390,000	770	1,000,000	1,320
42	INDER NAGAR (SAMANABAD)	390,000	770	1,000,000	1,320
43	ISLAMIA PARK	390,000	770	820,000	1,320
44	ITTEFAQ TOWN & EXTENSION (IQBAL TOWN)	430,000	770	1,690,000	1,320
45	ITTEHAD COLONY (MULTAN ROAD)	390,000	770	1,150,000	1,320
46	ITTEHAD COLONY (SAMANABAD)	390,000	770	1,150,000	1,320
47	JAFFRIA COLONY	370,000	770	810,000	1,320
48	JANAK NAGAR	410,000	770	950,000	1,320
49	JINNAH COLONY (SAMANABAD)	410,000	770	950,000	1,320
50	KACHA FEROPUR ROAD (ADJOINING ABADIES)	460,000	770	1,140,000	1,320
51	KAMBOH COLONY	410,000	770	1,000,000	1,320
52	KARAMABAD ICHRA	410,000	770	1,000,000	1,320
53	KARNAL PURA (ICHRA)	410,000	770	1,000,000	1,320
54	KHUDA BAKSH ROAD	0	770	1,300,000	1,320
55	LINK WAHDAT ROAD (PILOT SCHOOL TO GANDA NALA)	690,000	770	1,300,000	1,320
56	MAHAJIR ABAD (NAWANKOT)	370,000	770	860,000	1,320
57	MAIN BUND ROAD	580,000	770	1,200,000	1,320
58	MAIN BOULEVARD URDU NAGAR	790,000	770	1,650,000	1,320
59	MAIN BUND ROAD MOTORWAY CHOWK TO YATEEM KHANA	0	770	1,600,000	1,320
60	MAIN ROAD SCHEME MOR TO BHEYKEWAL MOR	1,500,000	770	2,300,000	1,320
61	MILLAT PARK	410,000	770	1,000,000	1,320
62	MILLAT ROAD SAMANABAD	450,000	770	1,050,000	1,320
63	MUHAMMAD PURA ICHRA	390,000	770	1,000,000	1,320
64	MULTAN ROAD CHOWK CHUBURJI TO MULTAN CHUNGI	620,000	770	1,400,000	1,320

65	MUQADDAS PARK NAWANKOT	410,000	770	1,000,000	1,320
66	MUSLIM COLONY SAMANABAD	410,000	770	1,000,000	1,320
67	MUSLIM TOWN NEW & OLD & ADJOINING ABADIES	790,000	770	1,180,000	1,320
68	NADEEM SHAHEED ROAD (SAMANABAD)	470,000	770	1,125,000	1,320
69	NAJAF COLONY (IQBAL TOWN)	390,000	770	930,000	1,320
70	NAWABPURA ICHRA	415,000	770	970,000	1,320
71	NAWANKOT (ADJOINING ABADIES)	425,000	770	1,050,000	1,320
72	NEW SAMANABAD, MOZANG & NEW MOZANG	460,000	770	1,380,000	1,320
73	NEW SHALIMAR TOWN / COLONY	410,000	770	1,070,000	1,320
74	NONARIAN (WESTERN SIDE)	150,000	770	350,000	1,320
75	NONARIAN	425,000	770	1,030,000	1,320
76	NONARIAN SHALIMAR ROAD (NONARIAN CHOWK TO NALA)	0	770	1,140,000	1,320
77	PAKI THATHI & ADJOINING ABADIES	415,000	770	1,140,000	1,320
78	PIR GHAZI ROAD TO CHOWK BABA AZAM	415,000	770	1,000,000	1,320
79	POONCH ROAD CHUBURJI TO GANDA NALA	450,000	770	1,240,000	1,320
80	POONCH ROAD FALLING IN SAMANABAD TOWN	485,000	770	1,080,000	1,320
81	PREM NAGAR	0	770	840,000	1,320
82	RABANI ROAD (SAMANABAD)	450,000	770	1,100,000	1,320
83	RAJ GARH (OLD RIFLE RANGE ROAD)	340,000	770	980,000	1,320
84	RASOOL PARK SAMANABAD / ICHRA	425,000	770	1,020,000	1,320
85	REHMANPURA (ICHRA)	485,000	770	1,050,000	1,320
86	REHMANPURA QUARTER	485,000	770	1,050,000	1,320
87	RUSTAM PARK (NAWAN KOT)	425,000	770	1,025,000	1,320
88	SAMANABAD (BLOCK N) & ADJOINING ABADI	485,000	770	1,130,000	1,320
89	MAIN ROAD SAMNABAD CHOWK TO KUBRA MASJID	875,000	770	1,520,000	1,320
90	SANDA KALAN & ADJOINNG ABADIES	340,000	770	900,000	1,320
91	SANDA KALAN WESTERN SIDE	170,000	770	450,000	1,320
92	SANDA KHURD & ADJOINING ABADIES	340,000	770	675,000	1,320
93	SANDA KHURD WESTERN SIDE	170,000	770	460,000	1,320
94	SHAH FARID ABAD	425,000	770	1,000,000	1,320
95	SHAH KAMAL	520,000	770	1,050,000	1,320
96	SHAM NAGAR	390,000	770	1,000,000	1,320
97	SHAMA ROAD UPTO FEROPUR ROAD	500,000	770	1,300,000	1,320

98	SHARIF PARK (ICHRA)	425,000	770	1,000,000	1,320
99	SHERAKOT & ADJOINING ABADIES	0	770	840,000	1,320
100	SHERAKOT 60 FEET ROAD	425,000	770	1,000,000	1,320
101	SHERAKOT WESTERN SIDE	170,000	770	475,000	1,320
102	SODIWAL & ADJOINING ABADIES	390,000	770	1,000,000	1,320
103	SODIWAL AND ITS QUARTERS	390,000	770	1,000,000	1,320
104	TARIQ COLONY SODIWAL	390,000	770	1,000,000	1,320
105	TOHEED PARK	410,000	770	1,000,000	1,320
106	UNION PARK ICHRA	415,000	770	1,000,000	1,320
107	URDU NAGAR	410,000	770	1,000,000	1,320
108	WAHDAT ROAD BHEKHEWAL MORE TO MULTAN CHUNGI	760,000	770	1,950,000	1,320
109	WAHDAT ROAD MUSLIM TOWN MORE TO BHEKEYWAL MOR	875,000	770	2,450,000	1,320
110	ZAILDAR ROAD	520,000	770	1,140,000	1,320
111	AYUBIA MARKET (NEW MUSLIM TOWN ICHRA)	0	770	1,650,000	1,320
112	COMMERCIAL ZONE KARIM BLOCK MARKET IQBAL TOWN	0	770	2,000,000	1,320
113	L.O.S. STOP GANDA NALA TO MULTAN ROAD BOTH SIDES	675,000	770	1,380,000	1,320
114	NONARIAN CHOWK TO GANDA NALA (QARSHI ROAD)	0	770	1,170,000	1,320
115	PATHAR / MARBAL MARKET BACK FERAZEPUR ROAD (ICHRA)	0	770	2,600,000	1,320
116	SULTAN AHMED ROAD (ICHRA)	875,000	770	1,670,000	1,320
117	SHAM NAGAR ROAD (CHOWK CHUBURJI TO BUND ROAD)	540,000	770	1,100,000	1,320
118	PAKKI THATTI CHOWK TO 3RD GOL CHAKAR	560,000	770	1,240,000	1,320
119	KALYAR ROAD	560,000	770	1,125,000	1,320

(CAPT. (R) MUHAMMAD ANWAR-UL-HAQ)
COLLECTOR, DISTRICT LAHORE

